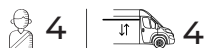



FIAT



AL-KO



UPHOLSTERY



PRESTIGE
Imitation leather
Standard



PRESTIGE BROWN
Imitation leather and fabric
Optional

PACK

PACK MATIC 140 HP/180 HP

140 HP / 180 HP Engine, Automatic transmission, 16" glossy black alloy wheels, light suspensions

EXTRA TECH PACK

Full digital cluster, automatic climate control, wireless charger, full LED headlights

PACK EXTRA SAFETY

Adaptive Cruise Control, full brake control with pedestrian detection, rain and light sensors, lane support system, traffic sign recognition, driver drowsiness detection, intelligent speed assist

PREMIUM PACK

2 DIN Apple Car Play /Android Auto radio, dual purpose rear view camera, 200 W solar panel + MPPT Controller

PACK VISIO

2 DIN Apple Car Play /Android Auto radio, dual purpose rear view camera

PACK ARCTIC

Truma Combi 6E, "Duo Control" gas regulator, heated windscreen (A-class), external covers, internal dashboard cover

PACK EXTRA WARM

Truma Combi 6E, "Duo Control" gas regulator, heated windscreen (A-class), external covers, internal dashboard cover, heated floor, insulated step

PACK OUTDOOR

External gas connector, external TV / 12 V / 220 V connector, external shower

PACK MEDIA

Wi-fi router, Smart TV

K-YACHT TEKNO LINE

-

S

-

-

•

•

-

S

• TV 32"

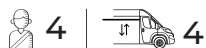
S = STANDARD - = NOT AVAILABLE • = OPTIONAL

K-YACHT TEKNO LINE 64	WEIGHT	A-CLASS
CHASSIS		
Mechanical unit	--	Fiat Ducato
Al-Ko chassis	--	S
Engine, Power	--	2,2 MJ 140 HP
Automatic gearbox	--	S
Maximum technically permissible weight (kg)	--	3500
Weight unladen in running conditions (kg)	--	3090
Pay Load (Kg)	--	410
Wheelbase (mm)	--	3800
Maximum towable weight (kg)	--	2000
Wheels dimensions	--	16"
Fuel tank (L)	--	60
DIMENSIONS, PLACES AND MATERIALS		
Locker (useful opening, cm)	--	117 x 87(72) - 117 x 87(72)
Max. internal garage height (cm)	--	120
Floor / walls / roof thickness (cm)	--	3,8-2,2 / 3 / 3
Floor / walls / roof material (mm)	--	MTS / VTR / VTR
Fiberglass roof, hail-proof	--	S
BERTHS		
Rear Bed (cm)	--	195 x 83 - 191 x 83
Elevating Bed (cm)	--	190 x 145
Additional seat rear bed	--	S
Auxiliary bed in dinette	--	O
Dimensions Auxiliary bed in Dinette (cm)	1	216 x 99
SKYLIGHTS		
Panoramic roof (mm)	--	S (1200 x 650)
Rear skylight (mm)	--	S (700 x 500) / O (960 x 655)
Central skylight (mm)	--	S (400 x 400)
Dinette skylight (mm)	--	S (700 x 500)
Skylight toilette/shower (mm)	--	400 x 400 / -
400x400 skylight (mm) with fan	--	S
Double-glazed windows with blind / mosquito net	--	S
INSTALLATIONS		
Burners / Gas oven	--/14	3 / O
Max tank capacity: fresh water in driving conditions / fresh water with stationary vehicle / grey water (L)	--	10 / 145 / 135
Compressor fridge (L)	--	174
Standard heating system	--	Combi diesel 6KW
Max capacity of gas locker (kg)	--	10
Shower tray with double drain	--	S
Integrated and isolated entry step	--	S / S
Heated garage locker	--	S
Storage compartment floor hatch	--	S
Technical double floor	--	S
Front through storage	--	S
CHASSIS EQUIPMENTS		
Automatic air conditioning	--	S
Driver and Passenger airbag	--	S
Cruise Control with speed limiter	--	S
ABS / ESC / Traction+	--	S / S / S
Swivelling driver' and passenger's seat	--	S
DRL (Day running light)	--	S
Fog lights	--	S
TPMS	--	S
Leather steering wheel and gear knob	--	S
Full digital cluster	--	S
Tekhno dashboard	--	S
FULL LED front lights	--	S
Wireless charger	--	S
BODY EQUIPMENTS		
Pleated cab blind	--	S
Beds with staves	--	S
Swivelling LCD holder	--	S
Internal LED lightening	--	S
Premium Premium XL Entrance door with two central locking points	--	S
Flyscreen for sliding door	--	S
Strip opening with locker	--	S
External LED light	--	S
ABS skirts	--	S
Storage compartment built-in handles	--	S
External TV/12V/220V outlet	--	S
External gas outlet	--	S
External water outlet	--	S
TECHNOLOGY EQUIPMENTS		
i-NetX-System	--	S
Tekni-Box	--	S
Open door sensor	--	S
Double battery system	--	S

Measures in cm except where otherwise indicated
S= standard O=optional - = not available
VTR=Fiberglas MTS=multilayer




FIAT



AL-KO



UPHOLSTERY



PRESTIGE
Imitation leather
Standard



PRESTIGE BROWN
Imitation leather and fabric
Optional

PACK

PACK MATIC 140 HP/180 HP

140 HP / 180 HP Engine, Automatic transmission, 16" glossy black alloy wheels, light suspensions

EXTRA TECH PACK

Full digital cluster, automatic climate control, wireless charger, full LED headlights

PACK EXTRA SAFETY

Adaptive Cruise Control, full brake control with pedestrian detection, rain and light sensors, lane support system, traffic sign recognition, driver drowsiness detection, intelligent speed assist

PREMIUM PACK

2 DIN Apple Car Play / Android Auto radio, dual purpose rear view camera, 200 W solar panel + MPPT Controller

PACK VISIO

2 DIN Apple Car Play / Android Auto radio, dual purpose rear view camera

PACK ARCTIC

Truma Combi 6E, "Duo Control" gas regulator, heated windscreen (A-class), external covers, internal dashboard cover

PACK EXTRA WARM

Truma Combi 6E, "Duo Control" gas regulator, heated windscreen (A-class), external covers, internal dashboard cover, heated floor, insulated step

PACK OUTDOOR

External gas connector, external TV / 12 V / 220 V connector, external shower

PACK MEDIA

Wi-fi router, Smart TV

K-YACHT TEKNO LINE

-

S

-

-

•

•

-

S

• TV 32"

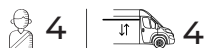
S = STANDARD - = NOT AVAILABLE • = OPTIONAL

K-YACHT TEKNO LINE 86	WEIGHT	A-CLASS
CHASSIS		
Mechanical unit	--	Fiat Ducato
Al-Ko chassis	--	S
Engine, Power	--	2,2 MJ 140 HP
Automatic gearbox	--	S
Maximum technically permissible weight (kg)	--	3500
Weight unladen in running conditions (kg)	--	3140
Pay Load (Kg)	--	360
Wheelbase (mm)	--	4035
Maximum towable weight (kg)	--	2000
Wheels dimensions	--	16"
Fuel tank (L)	--	60
DIMENSIONS, PLACES AND MATERIALS		
Locker (useful opening, cm)	--	112X87(72) - 112X87(72)
Max. internal garage height (cm)	--	112
Floor / walls / roof thickness (cm)	--	3,8-2,2 / 3 / 3
Floor / walls / roof material (mm)	--	MTS / VTR / VTR
Fiberglass roof, hail-proof	--	S
BERTHS		
Rear Bed (cm)	--	213 x 80 - 200 x 81
Elevating Bed (cm)	--	190 x 145
Additional seat rear bed	--	S
Auxiliary bed in dinette	--	O
Dimensions Auxiliary bed in Dinette (cm)	1	216 x 100
SKYLIGHTS		
Panoramic roof (mm)	--	S (1200 x 650)
Rear skylight (mm)	--	S (700 x 500) / O (960 x 655)
Central skylight (mm)	--	S (400 x 400)
Dinette skylight (mm)	--	S (700 x 500)
Skylight toilette/shower (mm)	--	400 x 400 / 400 x 400
400x400 skylight (mm) with fan	--	S
Double-glazed windows with blind / mosquito net	--	S
INSTALLATIONS		
Burners / Gas oven	--/14	3 / O
Max tank capacity: fresh water in driving conditions / fresh water with stationary vehicle / grey water (L)	--	10 / 145 / 135
Compressor fridge (L)	--	174
Standard heating system	--	Combi diesel 6KW
Max capacity of gas locker (kg)	--	10
Shower tray with double drain	--	S
Integrated and isolated entry step	--	S / S
Heated garage locker	--	S
Storage compartment floor hatch	--	S
Technical double floor	--	S
Front through storage	--	S
CHASSIS EQUIPMENTS		
Automatic air conditioning	--	S
Driver and Passenger airbag	--	S
Cruise Control with speed limiter	--	S
ABS / ESC / Traction+	--	S / S / S
Swivelling driver' and passenger's seat	--	S
DRL (Day running light)	--	-
Fog lights	--	S
TPMS	--	S
Leather steering wheel and gear knob	--	S
Full digital cluster	--	S
Tekhno dashboard	--	S
FULL LED front lights	--	S
Wireless charger	--	S
BODY EQUIPMENTS		
Pleated cab blind	--	S
Beds with staves	--	S
Swivelling LCD holder	--	S
Internal LED lightening	--	S
Premium XL Entrance door with two central locking points	--	S
Flyscreen for sliding door	--	S
Strip opening with locker	--	S
External LED light	--	S
ABS skirts	--	S
Storage compartment built-in handles	--	S
External gas outlet	--	S
External water outlet	--	S
External TV/12V/220V outlet	--	S
TECHNOLOGY EQUIPMENTS		
i-NetX-System	--	S
Tekni-Box	--	S
Open door sensor	--	S
Double battery system	--	S

Measures in cm except where otherwise indicated
S= standard O=optional - = not available
VTR=Fiberglass MTS=multilayer




FIAT



AL-KO



UPHOLSTERY



PRESTIGE
Imitation leather
Standard



PRESTIGE BROWN
Imitation leather and fabric
Optional

PACK

PACK MATIC 140 HP/180 HP

140 HP / 180 HP Engine, Automatic transmission, 16" glossy black alloy wheels, light suspensions

K-YACHT TEKNO LINE

-

EXTRA TECH PACK

Full digital cluster, automatic climate control, wireless charger, full LED headlights

S

PACK EXTRA SAFETY

Adaptive Cruise Control, full brake control with pedestrian detection, rain and light sensors, lane support system, traffic sign recognition, driver drowsiness detection, intelligent speed assist

-

PREMIUM PACK

2 DIN Apple Car Play /Android Auto radio, dual purpose rear view camera, 200 W solar panel + MPPT Controller

-

PACK VISIO

2 DIN Apple Car Play /Android Auto radio, dual purpose rear view camera

•

PACK ARCTIC

Truma Combi 6E, "Duo Control" gas regulator, heated windscreen (A-class), external covers, internal dashboard cover

•

PACK EXTRA WARM

Truma Combi 6E, "Duo Control" gas regulator, heated windscreen (A-class), external covers, internal dashboard cover, heated floor, insulated step

-

PACK OUTDOOR

External gas connector, external TV / 12 V / 220 V connector, external shower

S

PACK MEDIA

Wi-fi router, Smart TV

• TV 32"

S = STANDARD - = NOT AVAILABLE • = OPTIONAL

K-YACHT TEKNO LINE 90	WEIGHT	A-CLASS
CHASSIS		
Mechanical unit	--	Fiat Ducato
Al-Ko chassis	--	S
Engine, Power	--	2,2 MJ 140 HP
Automatic gearbox	--	S
Maximum technically permissible weight (kg)	--	3500
Weight unladen in running conditions (kg)	--	3120
Pay Load (Kg)	--	380
Wheelbase (mm)	--	4035
Maximum towable weight (kg)	--	2000
Wheels dimensions	--	16"
Fuel tank (L)	--	60
DIMENSIONS, PLACES AND MATERIALS		
Locker (useful opening, cm)	--	112X87(72) - 112X87(72)
Max. internal garage height (cm)	--	116
Floor / walls / roof thickness (cm)	--	3,8-2,2 / 3 / 3
Floor / walls / roof material (mm)	--	MTS / VTR / VTR
Fiberglass roof, hail-proof	--	S
BERTHS		
Rear Bed (cm)	--	190 x 150
Elevating Bed (cm)	--	190 x 145
Auxiliary bed in dinette	--	O
Dimensions Auxiliary bed in Dinette (cm)	1	216 x 100
SKYLIGHTS		
Panoramic roof (mm)	--	S (1200 x 650)
Rear skylight (mm)	--	S (700 x 500) / O (960 x 655)
Central skylight (mm)	--	S (400 x 400)
Dinette skylight (mm)	--	S (700 x 500)
Skylight toilette/shower (mm)	--	400 x 400 / -
400x400 skylight (mm) with fan	--	S
Double-glazed windows with blind / mosquito net	--	S
INSTALLATIONS		
Burners / Gas oven	--/14	3 / O
Max tank capacity: fresh water in driving conditions / fresh water with stationary vehicle / grey water (L)	--	10 / 145 / 135
Compressor fridge (L)	--	174
Standard heating system	--	Combi diesel 6KW
Max capacity of gas locker (kg)	--	10
Shower tray with double drain	--	S
Integrated and isolated entry step	--	S / S
Heated garage locker	--	S
Storage compartment floor hatch	--	S
Technical double floor	--	S
Front through storage	--	S
CHASSIS EQUIPMENTS		
Automatic air conditioning	--	S
Driver and Passenger airbag	--	S
Cruise Control with speed limiter	--	S
ABS / ESC / Traction+	--	S / S / S
Swivelling driver' and passenger's seat	--	S
DRL (Day running light)	--	-
Fog lights	--	S
TPMS	--	S
Leather steering wheel and gear knob	--	S
Full digital cluster	--	S
Tekhno dashboard	--	S
FULL LED front lights	--	S
Wireless charger	--	S
BODY EQUIPMENTS		
Pleated cab blind	--	S
Beds with staves	--	S
Swivelling LCD holder	--	S
Internal LED lightening	--	S
Premium XL Entrance door with two central locking points	--	S
Flyscreen for sliding door	--	S
Strip opening with locker	--	S
External LED light	--	S
ABS skirts	--	S
Storage compartment built-in handles	--	S
External gas outlet	--	S
External water outlet	--	S
External TV/12V/220V outlet	--	S
TECHNOLOGY EQUIPMENTS		
i-NetX-System	--	S
Tekni-Box	--	S
Open door sensor	--	S
Double battery system	--	S

FIAT


4 | 3 | 4



UPHOLSTERY



PRESTIGE
Imitation leather
Standard



PRESTIGE BROWN
Imitation leather and fabric
Optional

PACK

PACK MATIC 140 HP/180 HP

140 HP / 180 HP Engine, Automatic transmission, 16" glossy black alloy wheels, light suspensions

EXTRA TECH PACK

Full digital cluster, automatic climate control, wireless charger, full LED headlights

PACK EXTRA SAFETY

Adaptive Cruise Control, full brake control with pedestrian detection, rain and light sensors, lane support system, traffic sign recognition, driver drowsiness detection, intelligent speed assist

PREMIUM PACK

2 DIN Apple Car Play /Android Auto radio, dual purpose rear view camera, 200 W solar panel + MPPT Controller

PACK VISIO

2 DIN Apple Car Play /Android Auto radio, dual purpose rear view camera

PACK ARCTIC

Truma Combi 6E, "Duo Control" gas regulator, heated windscreen (A-class), external covers, internal dashboard cover

PACK EXTRA WARM

Truma Combi 6E, "Duo Control" gas regulator, heated windscreen (A-class), external covers, internal dashboard cover, heated floor, insulated step

PACK OUTDOOR

External gas connector, external TV / 12 V / 220 V connector, external shower

PACK MEDIA

Wi-fi router, Smart TV

KROSSER

•

•

•

-

•

•

-

-



• TV 32"

S = STANDARD - = NOT AVAILABLE • = OPTIONAL

KROSSER 64	WEIGHT	ELEVATING BED	LOW-PROFILE
CHASSIS			
Mechanical unit	--	Fiat Ducato	Fiat Ducato
Engine, Power	--	2,2 MJ 140 HP	2,2 MJ 140 HP
Maximum technically permissible weight (kg)	--	3500	3500
Weight unladen in running conditions (kg)	--	3070	3070
Pay Load (Kg)	--	430	430
Wheelbase (mm)	--	3800	3800
Maximum towable weight (kg)	--	2000	2000
Wheels dimensions	--	16"	16"
Fuel tank (L)	--	60	60
DIMENSIONS, PLACES AND MATERIALS			
Locker (useful opening, cm)	--	117 x 87(72) - 117 x 87(72)	117 x 87(72) - 117 x 87(72)
Max. internal garage height (cm)	--	127	127
Floor / walls / roof thickness (cm)	--	3,8-2,2 / 3 / 3	3,8-2,2 / 3 / 3
Floor / walls / roof material (mm)	--	MTS / VTR / VTR	MTS / VTR / VTR
Fiberglass roof, hail-proof	--	S	S
BERTHS			
Rear Bed (cm)	--	197 x 78 / 197 x 78	197 x 78 / 197 x 78
Elevating Bed (cm)	--	190 x 128(107)	-
Additional seat rear bed	--	S	S
Auxiliary bed in dinette	--	-	S
Dimensions Auxiliary bed in Dinette (cm)	--	-	216 x 99(63)
SKYLIGHTS			
Panoramic roof (mm)	--	S (1000 x 815)	S (1000 x 815)
Rear skylight (mm)	--	S (700 x 500)	S (700 x 500)
Central skylight (mm)	--	S (400 x 400)	S (400 x 400)
Dinette skylight	--	-	S (960x655)
Skylight toilette/shower (mm)	--	400 x 400 / -	400 x 400 / -
400x400 skylight (mm) with fan	--	S	S
Double-glazed windows with blind / mosquito net	--	S	S
INSTALLATIONS			
Burners / Gas oven	--/14	3 / O	3 / O
Max tank capacity: fresh water in driving conditions /fresh water with stationary vehicle / grey water (L)	--	10 / 145 / 135	10 / 145 / 135
Compressor fridge (L)	--	174	174
Standard heating system	--	Combi diesel 6KW	Combi diesel 6KW
Max capacity of gas locker (kg)	--	10	10
Integrated and isolated entry step	--	S / S	S / S
Heated garage locker	--	S	S
Storage compartment floor hatch	--	S	S
Technical double floor	--	S	S
Front through storage	--	S	S
CHASSIS EQUIPMENTS			
Manual air conditioning	--	S	S
Driver and Passenger airbag	--	S	S
Cruise Control with speed limiter	--	S	S
ABS / ESC / Traction+	--	S	S
Swivelling driver' and passenger's seat	--	S / S / S	S / S / S
Cab seat covers	--	S	S
Painted front bumper	--	S	S
Fog lights	--	S	S
Electric handbrake	--	S	S
TPMS	--	S	S
Techno dashboard	--	S	S
Leather steering wheel and gear box	--	S	S
BODY EQUIPMENTS			
Pleated cab blind	--	S	S
Beds with staves			
Swivelling LCD holder	--	S	S
Internal LED lightening	--	S	S
Premium XL Entrance door with two central locking points	--	S	S
Flyscreen for sliding door	--	S	S
Strip opening with locker	--	S	S
External LED light	--	S	S
Storage compartment built-in handles	--	S	S
TECHNOLOGY EQUIPMENTS			
i-NetX-System	--	S	S
Tekni-Box	--	S	S
Open door sensor	--	S	S
Double battery system	--	S	S

FIAT


4 | 3 | 4



UPHOLSTERY



PRESTIGE
Imitation leather
Standard



PRESTIGE BROWN
Imitation leather and fabric
Optional

PACK

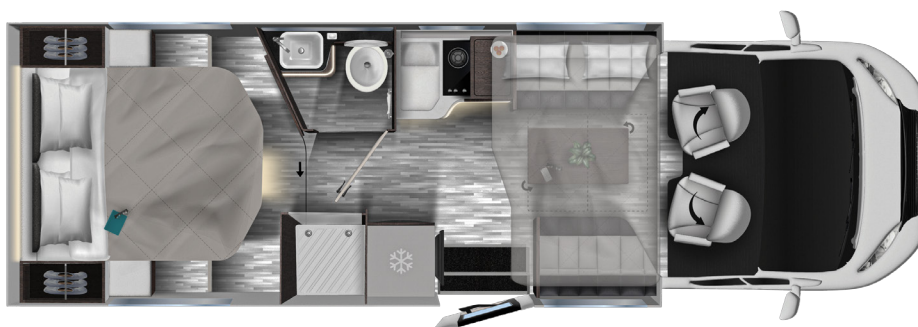
	KROSSER
PACK MATIC 140 HP/180 HP 140 HP / 180 HP Engine, Automatic transmission, 16" glossy black alloy wheels, light suspensions	•
EXTRA TECH PACK Full digital cluster, automatic climate control, wireless charger, full LED headlights	•
PACK EXTRA SAFETY Adaptive Cruise Control, full brake control with pedestrian detection, rain and light sensors, lane support system, traffic sign recognition, driver drowsiness detection, intelligent speed assist	•
PREMIUM PACK 2 DIN Apple Car Play /Android Auto radio, dual purpose rear view camera, 200 W solar panel + MPPT Controller	-
PACK VISIO 2 DIN Apple Car Play /Android Auto radio, dual purpose rear view camera	•
PACK ARCTIC Truma Combi 6E, "Duo Control" gas regulator, heated windscreen (A-class), external covers, internal dashboard cover	•
PACK EXTRA WARM Truma Combi 6E, "Duo Control" gas regulator, heated windscreen (A-class), external covers, internal dashboard cover, heated floor, insulated step	-
PACK OUTDOOR External gas connector, external TV / 12 V / 220 V connector, external shower	-
PACK MEDIA Wi-fi router, Smart TV	• TV 32"

S = STANDARD - = NOT AVAILABLE • = OPTIONAL

KROSSER 86	WEIGHT	ELEVATING BED	LOW-PROFILE
CHASSIS			
Mechanical unit	--	Fiat Ducato	Fiat Ducato
Engine, Power	--	2,2 MJ 140 HP	2,2 MJ 140 HP
Maximum technically permissible weight (kg)	--	3500	3500
Weight unladen in running conditions (kg)	--	3110	3110
Pay Load (Kg)	--	390	390
Wheelbase (mm)	--	4035	4035
Maximum towable weight (kg)	--	2000	2000
Wheels dimensions	--	16"	16"
Fuel tank (L)	--	60	60
DIMENSIONS, PLACES AND MATERIALS			
Locker (useful opening, cm)	--	117 x 87(72) - 117 x 87(72)	117 x 87(72) - 117 x 87(72)
Max. internal garage height (cm)	--	127	127
Floor / walls / roof thickness (cm)	--	3,8-2,2 / 3 / 3	3,8-2,2 / 3 / 3
Floor / walls / roof material (mm)	--	MTS / VTR / VTR	MTS / VTR / VTR
Fiberglass roof, hail-proof	--	S	S
BERTHS			
Rear Bed (cm)	--	213x80 - 200x81	213x80 - 200x81
Elevating Bed (cm)	--	190 x 128(107)	-
Additional seat rear bed	--	S	S
Auxiliary bed in dinette	--	-	S
Dimensions Auxiliary bed in Dinette (cm)	--	-	216 x 99
SKYLIGHTS			
Panoramic roof (mm)	--	S (1000 x 815)	S (1000 x 815)
Rear skylight (mm)	--	S (700 x 500) / O (960 x 655)	S (700 x 500) / O (960 x 655)
Central skylight (mm)	--	S (400 x 400)	S (400 x 400)
Dinette skylight	--	-	S (960x655)
Skylight toilette/shower (mm)	--	400 x 400 / 400 x 400	400 x 400 / 400 x 400
400x400 skylight (mm) with fan	--	S	S
Double-glazed windows with blind / mosquito net	--	S	S
INSTALLATIONS			
Burners / Gas oven	--/14	3 / O	3 / O
Max tank capacity: fresh water in driving conditions / fresh water with stationary vehicle / grey water (L)	--	10 / 145 / 135	10 / 145 / 135
Compressor fridge (L)	--	174	174
Standard heating system	--	Combi diesel 6KW	Combi diesel 6KW
Max capacity of gas locker (kg)	--	10	10
Integrated and isolated entry step	--	S / S	S / S
Heated garage locker	--	S	S
Storage compartment floor hatch	--	S	S
Technical double floor	--	S	S
Front through storage	--	S	S
CHASSIS EQUIPMENTS			
Manual air conditioning	--	S	S
Driver and Passenger airbag	--	S	S
Cruise Control with speed limiter	--	S	S
ABS / ESC / Traction+	--	S	S
Swivelling driver' and passenger's seat	--	S / S / S	S / S / S
Cab seat covers	--	S	S
Painted front bumper	--	S	S
Fog lights	--	S	S
Electric handbrake	--	S	S
TPMS	--	S	S
Techno dashboard	--	S	S
Leather steering wheel and gear box	--	S	S
BODY EQUIPMENTS			
Pleated cab blind	--	S	S
Beds with staves	--		
Swivelling LCD holder	--	S	S
Internal LED lightening	--	S	S
Premium XL Entrance door with two central locking points	--	S	S
Flyscreen for sliding door	--	S	S
Strip opening with locker	--	S	S
External LED light	--	S	S
Storage compartment built-in handles	--	S	S
TECHNOLOGY EQUIPMENTS			
i-NetX-System	--	S	S
Tekni-Box	--	S	S
Open door sensor	--	S	S
Double battery system	--	S	S
Sensore segnalazione porta aperta	--	S	S

FIAT


4 | 3 | 4



UPHOLSTERY



PRESTIGE
Imitation leather
Standard



PRESTIGE BROWN
Imitation leather and fabric
Optional

PACK

PACK MATIC 140 HP/180 HP

140 HP / 180 HP Engine, Automatic transmission, 16" glossy black alloy wheels, light suspensions

EXTRA TECH PACK

Full digital cluster, automatic climate control, wireless charger, full LED headlights

PACK EXTRA SAFETY

Adaptive Cruise Control, full brake control with pedestrian detection, rain and light sensors, lane support system, traffic sign recognition, driver drowsiness detection, intelligent speed assist

PREMIUM PACK

2 DIN Apple Car Play /Android Auto radio, dual purpose rear view camera, 200 W solar panel + MPPT Controller

PACK VISIO

2 DIN Apple Car Play /Android Auto radio, dual purpose rear view camera

PACK ARCTIC

Truma Combi 6E, "Duo Control" gas regulator, heated windscreen (A-class), external covers, internal dashboard cover

PACK EXTRA WARM

Truma Combi 6E, "Duo Control" gas regulator, heated windscreen (A-class), external covers, internal dashboard cover, heated floor, insulated step

PACK OUTDOOR

External gas connector, external TV / 12 V / 220 V connector, external shower

PACK MEDIA

Wi-fi router, Smart TV

KROSSER

•

•

•

-

•

•

-

-

• TV 32"

S = STANDARD - = NOT AVAILABLE • = OPTIONAL


KROSSER 90	WEIGHT	ELEVATING BED	LOW-PROFILE
CHASSIS			
Mechanical unit	--	Fiat Ducato	Fiat Ducato
Engine, Power	--	2,2 MJ 140 HP	2,2 MJ 140 HP
Maximum technically permissible weight (kg)	--	3500	3500
Weight unladen in running conditions (kg)	--	3090	3090
Pay Load (Kg)	--	410	410
Wheelbase (mm)	--	4035	4035
Maximum towable weight (kg)	--	2000	2000
Wheels dimensions	--	16"	16"
Fuel tank (L)	--	60	60
DIMENSIONS, PLACES AND MATERIALS			
Locker (useful opening, cm)	--	117 x 87(72) - 117 x 87(72)	117 x 87(72) - 117 x 87(72)
Max. internal garage height (cm)	--	123	123
Floor / walls / roof thickness (cm)	--	3,8-2,2 / 3 / 3	3,8-2,2 / 3 / 3
Floor / walls / roof material (mm)	--	MTS / VTR / VTR	MTS / VTR / VTR
Fiberglass roof, hail-proof	--	S	S
BERTHS			
Rear Bed (cm)	--	190 x 150	190 x 150
Elevating Bed (cm)	--	190 x 128(107)	-
Additional seat rear bed	--	S	S
Auxiliary bed in dinette	--	-	S
Dimensions Auxiliary bed in Dinette (cm)	--	-	216 x 99
SKYLIGHTS			
Panoramic roof (mm)	--	S (1000 x 815)	S (1000 x 815)
Rear skylight (mm)	--	S (700 x 500) / O (960 x 655)	S (700 x 500) / O (960 x 655)
Central skylight (mm)	--	S (400 x 400)	S (400 x 400)
Dinette skylight	--	-	S (960x655)
Skylight toilette/shower (mm)	--	400 x 400 / 400 x 400	400 x 400 / 400 x 400
400x400 skylight (mm) with fan	--	S	S
Double-glazed windows with blind / mosquito net	--	S	S
INSTALLATIONS			
Burners / Gas oven	--/14	3 / O	3 / O
Max tank capacity: fresh water in driving conditions / fresh water with stationary vehicle / grey water (L)	--	10 / 145 / 135	10 / 145 / 135
Compressor fridge (L)	--	174	174
Standard heating system	--	Combi diesel 6KW	Combi diesel 6KW
Max capacity of gas locker (kg)	--	10	10
Integrated and isolated entry step	--	S / S	S / S
Heated garage locker	--	S	S
Storage compartment floor hatch	--	S	S
Technical double floor	--	S	S
Front through storage	--	S	S
CHASSIS EQUIPMENTS			
Manual air conditioning	--	S	S
Driver and Passenger airbag	--	S	S
Cruise Control with speed limiter	--	S	S
ABS / ESC / Traction+	--	S	S
Swivelling driver' and passenger's seat	--	S / S / S	S / S / S
Cab seat covers	--	S	S
Painted front bumper	--	S	S
Fog lights	--	S	S
Electric handbrake	--	S	S
TPMS	--	S	S
Techno dashboard	--	S	S
Leather steering wheel and gear box	--	S	S
BODY EQUIPMENTS			
Pleated cab blind	--	S	S
Beds with staves	--		
Swivelling LCD holder	--	S	S
Internal LED lightening	--	S	S
Premium XL Entrance door with two central locking points	--	S	S
Flyscreen for sliding door	--	S	S
Strip opening with locker	--	S	S
External LED light	--	S	S
Storage compartment built-in handles	--	S	S
TECHNOLOGY EQUIPMENTS			
i-NetX-System	--	S	S
Tekni-Box	--	S	S
Open door sensor	--	S	S
Double battery system	--	S	S

Measures in cm except where otherwise indicated
S= standard O=optional - = not available
VTR=Fiberglass MTS=multilayer



FIAT


4 | 3 | 4



UPHOLSTERY



PRESTIGE
Eco-leather
Standard



COMFORT GREY
Eco-leather
Optional

PACK

	KEA P
PACK MATIC 140 HP/180 HP 140 HP / 180 HP Engine, Automatic transmission, 16" glossy black alloy wheels, light suspensions	•
EXTRA TECH PACK Full digital cluster, automatic climate control, wireless charger, full LED headlights	•
PACK EXTRA SAFETY Adaptive Cruise Control, full brake control with pedestrian detection, rain and light sensors, lane support system, traffic sign recognition, driver drowsiness detection, intelligent speed assist	•
PREMIUM PACK 2 DIN Apple Car Play /Android Auto radio, dual purpose rear view camera, 200 W solar panel + MPPT Controller	•
PACK VISIO 2 DIN Apple Car Play /Android Auto radio, dual purpose rear view camera	-
PACK ARCTIC Truma Combi 6E, "Duo Control" gas regulator, heated windscreen (A-class), external covers, internal dashboard cover	-
PACK EXTRA WARM Truma Combi 6E, "Duo Control" gas regulator, heated windscreen (A-class), external covers, internal dashboard cover, heated floor, insulated step	•
PACK OUTDOOR External gas connector, external TV / 12 V / 220 V connector, external shower	•
PACK MEDIA Wi-fi router, Smart TV	• TV 32"

S = STANDARD - = NOT AVAILABLE • = OPTIONAL


KEA P 86	WEIGHT	ELEVATING BED	LOW-PROFILE
CHASSIS			
Mechanical unit	--	Fiat Ducato	Fiat Ducato
Engine, Power hp	--	2,2 MJ 140 HP	2,2 MJ 140 HP
Maximum technically permissible weight (kg)	--	3500	3500
Weight unladen in running conditions (kg)	--	3010	3010
Pay Load (Kg)	--	490	490
Wheelbase (mm)	--	4035	4035
Maximum towable weight (kg)	--	2000	2000
Wheels dimensions	--	16"	16"
Fuel tank (L)	--	60	60
DIMENSIONS, PLACES AND MATERIALS			
Locker (useful opening, cm)	--	115x90 - 115x90	115x90 - 115x90
Max. internal garage height (cm)	--	120	120
Floor / walls / roof thickness (cm)	--	5,4 / 3 / 3	5,4 / 3 / 3
Floor / walls / roof material (mm)	--	MTS / VTR / VTR	MTS / VTR / VTR
Fiberglass roof, hail-proof	--	S	S
BERTHS			
Rear Bed (cm)	--	200x79 - 200x79	200x79 - 200x79
Additional seat rear bed	--	S	S
Elevating Bed (cm)	--	203x135 (114)	-
Auxiliary bed in dinette	--	O	S
Dimensions Auxiliary bed in Dinette (cm)	1	215x80	215x80
SKYLIGHTS			
Panoramic roof (mm)	--	S (1000x815)	S (1000x815)
Rear skylight (mm)	--	S (700x500)	S (700x500)
Central skylight (mm)	--	S (400x400)	S (400x400)
Dinette skylight (mm)	--	-	S (960x655)
Skylight toilette/shower (mm)	--	400x400 / 280x280	400x400 / 280x280
Double-glazed windows with blind / mosquito net	--	S	S
INSTALLATIONS			
Burners / Gas oven	--/14	2 / O	2 / O
Max tank capacity: fresh water in driving conditions / fresh water with stationary vehicle / grey water (L)	--	20 / 120 / 90	20 / 120 / 90
Compressor fridge (L)	--	174	174
Standard heating system	--	Combi gas 6KW	Combi gas 6KW
Max capacity of gas locker (kg)	--	20	20
Shower tray with double drain	--	S	S
Integrated and isolated entry step	--	S / -	S / -
Heated garage locker	--	S	S
Storage compartment floor hatch	--	S	S
CHASSIS EQUIPMENTS			
Manual air conditioning	--	S	S
Driver and Passenger airbag	--	S	S
Cruise Control with speed limiter	--	S	S
ABS / ESC / Traction+	--	S / S / S	S / S / S
Swivelling driver' and passenger's seat	--	S	S
Cab seat covers	--	S	S
Painted front bumper	--	S	S
Fog lights	--	S	S
Electric handbrake	--	S	S
TPMS	--	S	S
Tekhno dashboard	--	S	S
Leather steering wheel and gear knob	--	S	S
BODY EQUIPMENTS			
Pleated cab blind	--	S	S
Beds with staves	--	S	S
Swivelling LCD holder	--	S	S
Internal LED lightening	--	S	S
Premium XL Entrance door with two central locking points	--	S	S
Flyscreen for sliding door	--	S	S
Strip opening with locker	--	S	S
External LED light	--	S	S
ABS skirts	--	S	S
Storage compartment built-in handles	--	S	S
TECHNOLOGY EQUIPMENTS			
iNetX-System	--	S	S
Tekni-Box	--	S	S
Double battery system	--	S	S
Open door sensor	--	S	S

Measures in cm except where otherwise indicated
S= standard O=optional - = not available
VTR=Fiberglass MTS=multilayer



FIAT


4 | 3 | 4



UPHOLSTERY



PRESTIGE
Eco-leather
Standard



COMFORT GREY
Eco-leather
Optional

PACK

	KEA P
PACK MATIC 140 HP/180 HP 140 HP / 180 HP Engine, Automatic transmission, 16" glossy black alloy wheels, light suspensions	•
EXTRA TECH PACK Full digital cluster, automatic climate control, wireless charger, full LED headlights	•
PACK EXTRA SAFETY Adaptive Cruise Control, full brake control with pedestrian detection, rain and light sensors, lane support system, traffic sign recognition, driver drowsiness detection, intelligent speed assist	•
PREMIUM PACK 2 DIN Apple Car Play /Android Auto radio, dual purpose rear view camera, 200 W solar panel + MPPT Controller	•
PACK VISIO 2 DIN Apple Car Play /Android Auto radio, dual purpose rear view camera	-
PACK ARCTIC Truma Combi 6E, "Duo Control" gas regulator, heated windscreen (A-class), external covers, internal dashboard cover	-
PACK EXTRA WARM Truma Combi 6E, "Duo Control" gas regulator, heated windscreen (A-class), external covers, internal dashboard cover, heated floor, insulated step	•
PACK OUTDOOR External gas connector, external TV / 12 V / 220 V connector, external shower	•
PACK MEDIA Wi-fi router, Smart TV	• TV 32"

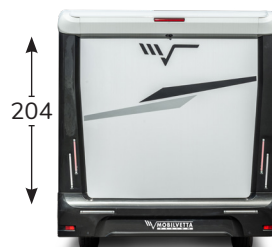
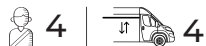
S = STANDARD - = NOT AVAILABLE • = OPTIONAL

KEA P 90	WEIGHT	ELEVATING BED	LOW-PROFILE
CHASSIS			
Mechanical unit	--	Fiat Ducato	Fiat Ducato
Engine, Power hp	--	2,2 MJ 140 HP	2,2 MJ 140 HP
Maximum technically permissible weight (kg)	--	3500	3500
Weight unladen in running conditions (kg)	--	2980	2980
Pay Load (Kg)	--	520	520
Wheelbase (mm)	--	4035	4035
Maximum towable weight (kg)	--	2000	2000
Wheels dimensions	--	16"	16"
Fuel tank (L)	--	60	60
DIMENSIONS, PLACES AND MATERIALS			
Locker (useful opening, cm)	--	115x90 - 115x90	115x90 - 115x90
Max. internal garage height (cm)	--	120 (96)	120 (96)
Floor / walls / roof thickness (cm)	--	5,4 / 3 / 3	5,4 / 3 / 3
Floor / walls / roof material (mm)	--	MTS / VTR / VTR	MTS / VTR / VTR
Fiberglass roof, hail-proof	--	S	S
BERTHS			
Rear Bed (cm)	--	190x150	190x150
Rear bed height adjustment	--	S	S
Elevating Bed (cm)	--	203x135 (114)	-
Auxiliary bed in dinette	--	O	S
Dimensions Auxiliary bed in Dinette (cm)	1	215x80	215x80
SKYLIGHTS			
Panoramic roof (mm)	--	S (1000x815)	S (1000x815)
Rear skylight (mm)	--	S (700x500)	S (700x500)
Central skylight (mm)	--	S (400x400)	S (400x400)
Dinette skylight (mm)	--	-	S (960x655)
Skylight toilette/shower (mm)	--	400x400 / 280x280	400x400 / 280x280
Double-glazed windows with blind / mosquito net	--	S	S
INSTALLATIONS			
Burners / Gas oven	--/14	2 / O	2 / O
Max tank capacity: fresh water in driving conditions / fresh water with stationary vehicle / grey water (L)	--	20 / 120 / 90	20 / 120 / 90
Compressor fridge (L)	--	174	174
Standard heating system	--	Combi gas 6KW	Combi gas 6KW
Max capacity of gas locker (kg)	--	20	20
Shower tray with double drain	--	S	S
Integrated and isolated entry step	--	S / -	S / -
Heated garage locker	--	S	S
Storage compartment floor hatch	--	S	S
CHASSIS EQUIPMENTS			
Manual air conditioning	--	S	S
Driver and Passenger airbag	--	S	S
Cruise Control with speed limiter	--	S	S
ABS / ESC / Traction+	--	S / S / S	S / S / S
Swivelling driver' and passenger's seat	--	S	S
Cab seat covers	--	S	S
Painted front bumper	--	S	S
Fog lights	--	S	S
Electric handbrake	--	S	S
TPMS	--	S	S
Tekhno dashboard	--	S	S
Leather steering wheel and gear knob	--	S	S
BODY EQUIPMENTS			
Pleated cab blind	--	S	S
Beds with staves	--	S	S
Swivelling LCD holder	--	S	S
Internal LED lightening	--	S	S
Premium XL Entrance door with two central locking points	--	S	S
Flyscreen for sliding door	--	S	S
Strip opening with locker	--	S	S
External LED light	--	S	S
ABS skirts	--	S	S
Storage compartment built-in handles	--	S	S
TECHNOLOGY EQUIPMENTS			
iNetX-System	--	S	S
Tekni-Box	--	S	S
Double battery system	--	S	S
Open door sensor	--	S	S

Measures in cm except where otherwise indicated
S= standard O=optional - = not available
VTR=Fiberglass MTS=multilayer




FIAT



UPHOLSTERY



PRESTIGE
Eco-leather
Standard



COMFORT GREY
Eco-leather
Optional

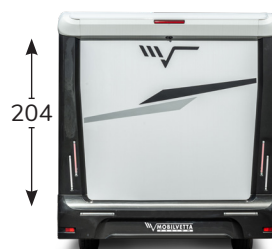
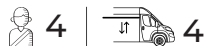
PACK

	KEA I
PACK MATIC 140 HP/180 HP 140 HP / 180 HP Engine, Automatic transmission, 16" glossy black alloy wheels, light suspensions	•
EXTRA TECH PACK Full digital cluster, automatic climate control, wireless charger, full LED headlights	•
PACK EXTRA SAFETY Adaptive Cruise Control, full brake control with pedestrian detection, rain and light sensors, lane support system, traffic sign recognition, driver drowsiness detection, intelligent speed assist	-
PREMIUM PACK 2 DIN Apple Car Play /Android Auto radio, dual purpose rear view camera, 200 W solar panel + MPPT Controller	•
PACK VISIO 2 DIN Apple Car Play /Android Auto radio, dual purpose rear view camera	-
PACK ARCTIC Truma Combi 6E, "Duo Control" gas regulator, heated windscreen (A-class), external covers, internal dashboard cover	-
PACK EXTRA WARM Truma Combi 6E, "Duo Control" gas regulator, heated windscreen (A-class), external covers, internal dashboard cover, heated floor, insulated step	•
PACK OUTDOOR External gas connector, external TV / 12 V / 220 V connector, external shower	•
PACK MEDIA Wi-fi router, Smart TV	• TV 32"

S = STANDARD - = NOT AVAILABLE • = OPTIONAL

KEA I 86	WEIGHT	A-CLASS
CHASSIS		
Mechanical unit	--	Fiat Ducato
Engine, Power hp	--	2,2 MJ 140 HP
Maximum technically permissible weight (kg)	--	3500
Weight unladen in running conditions (kg)	--	3000
Pay Load (Kg)	--	500
Wheelbase (mm)	--	4035
Maximum towable weight (kg)	--	2000
Wheels dimensions	--	16"
Fuel tank (L)	--	60
DIMENSIONS, PLACES AND MATERIALS		
Locker (useful opening, cm)	--	115x90 - 115x90
Max. internal garage height (cm)	--	120
Floor / walls / roof thickness (cm)	--	5,4 / 3 / 3
Floor / walls / roof material (mm)	--	MTS / VTR / VTR
Fiberglass roof, hail-proof	--	S
BERTHS		
Rear Bed (cm)	--	200x79 - 200x79
Additional seat rear bed	--	S
Elevating Bed (cm)	--	145x190
Auxiliary bed in dinette	--	O
Dimensions Auxiliary bed in Dinette (cm)	1	215x80
SKYLIGHTS		
Rear skylight (mm)	--	S (700x500)
Central skylight (mm)	--	S (400x400)
Dinette skylight (mm)	--	S (700x500)
Skylight toilette/shower (mm)	--	400x400 / 280x280
Double-glazed windows with blind / mosquito net	--	S
INSTALLATIONS		
Burners / Gas oven	-- / 14	2 / O
Max tank capacity: fresh water in driving conditions / fresh water with stationary vehicle / grey water (L)	--	20 / 120 / 90
Compressor fridge (L)	--	174
Standard heating system	--	Combi gas 6KW
Max capacity of gas locker (kg)	--	20
Shower tray with double drain	--	S
Integrated and isolated entry step	--	S / -
Heated garage locker	--	S
Storage compartment floor hatch	--	S
CHASSIS EQUIPMENTS		
Manual air conditioning	--	S
Driver and Passenger airbag	--	S
Cruise Control with speed limiter	--	S
ABS / ESC / Traction+	--	S / S / S
Swivelling driver's and passenger's seat	--	S
DRL (Day running light)	--	S
FULL LED front lights	--	S
Fog lights	--	S
Electric handbrake	--	S
TPMS	--	S
Tekhno dashboard	--	S
Leather steering wheel and gear knob	--	S
BODY EQUIPMENTS		
Pleated cab blind	--	S
Beds with staves	--	S
Swivelling LCD holder	--	S
Internal LED lightening	--	S
Premium XL Entrance door with two central locking points	--	S
Flyscreen for sliding door	--	S
Strip opening with locker	--	S
External LED light	--	S
ABS skirts	--	S
Storage compartment built-in handles	--	S
TECHNOLOGY EQUIPMENTS		
iNetX-System	--	S
Tekni-Box	--	S
Double battery system	--	S
Open door sensor	--	S


FIAT



UPHOLSTERY



PRESTIGE
Eco-leather
Standard



COMFORT GREY
Eco-leather
Optional

PACK

	KEA I
PACK MATIC 140 HP/180 HP 140 HP / 180 HP Engine, Automatic transmission, 16" glossy black alloy wheels, light suspensions	•
EXTRA TECH PACK Full digital cluster, automatic climate control, wireless charger, full LED headlights	•
PACK EXTRA SAFETY Adaptive Cruise Control, full brake control with pedestrian detection, rain and light sensors, lane support system, traffic sign recognition, driver drowsiness detection, intelligent speed assist	-
PREMIUM PACK 2 DIN Apple Car Play /Android Auto radio, dual purpose rear view camera, 200 W solar panel + MPPT Controller	•
PACK VISIO 2 DIN Apple Car Play /Android Auto radio, dual purpose rear view camera	-
PACK ARCTIC Truma Combi 6E, "Duo Control" gas regulator, heated windscreen (A-class), external covers, internal dashboard cover	-
PACK EXTRA WARM Truma Combi 6E, "Duo Control" gas regulator, heated windscreen (A-class), external covers, internal dashboard cover, heated floor, insulated step	•
PACK OUTDOOR External gas connector, external TV / 12 V / 220 V connector, external shower	•
PACK MEDIA Wi-fi router, Smart TV	• TV 32"



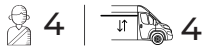
S = STANDARD - = NOT AVAILABLE • = OPTIONAL

KEA I 90	WEIGHT	A-CLASS
CHASSIS		
Mechanical unit	--	Fiat Ducato
Engine, Power hp	--	2,2 MJ 140 HP
Maximum technically permissible weight (kg)	--	3500
Weight unladen in running conditions (kg)	--	2970
Pay Load (Kg)	--	530
Wheelbase (mm)	--	4035
Maximum towable weight (kg)	--	2000
Wheels dimensions	--	16"
Fuel tank (L)	--	60
DIMENSIONS, PLACES AND MATERIALS		
Locker (useful opening, cm)	--	115x90 - 115x90
Max. internal garage height (cm)	--	120 (96)
Floor / walls / roof thickness (cm)	--	5,4 / 3 / 3
Floor / walls / roof material (mm)	--	MTS / VTR / VTR
Fiberglass roof, hail-proof	--	S
BERTHS		
Rear Bed (cm)	--	190x150
Rear bed height adjustment	--	S
Elevating Bed (cm)	--	145x190
Auxiliary bed in dinette	--	O
Dimensions Auxiliary bed in Dinette (cm)	1	215x80
SKYLIGHTS		
Rear skylight (mm)	--	S (700x500)
Central skylight (mm)	--	S (400x400)
Dinette skylight (mm)	--	S (700x500)
Skylight toilette/shower (mm)	--	400x400 / 280x280
Double-glazed windows with blind / mosquito net	--	S
INSTALLATIONS		
Burners / Gas oven	-- / 14	2 / O
Max tank capacity: fresh water in driving conditions / fresh water with stationary vehicle / grey water (L)	--	20 / 120 / 90
Compressor fridge (L)	--	174
Standard heating system	--	Combi gas 6KW
Max capacity of gas locker (kg)	--	20
Shower tray with double drain	--	S
Integrated and isolated entry step	--	S / -
Heated garage locker	--	S
Storage compartment floor hatch	--	S
CHASSIS EQUIPMENTS		
Manual air conditioning	--	S
Driver and Passenger airbag	--	S
Cruise Control with speed limiter	--	S
ABS / ESC / Traction+	--	S / S / S
Swivelling driver's and passenger's seat	--	S
DRL (Day running light)	--	S
FULL LED front lights	--	S
Fog lights	--	S
Electric handbrake	--	S
TPMS	--	S
Tekhno dashboard	--	S
Leather steering wheel and gear knob	--	S
BODY EQUIPMENTS		
Pleated cab blind	--	S
Beds with staves	--	S
Swivelling LCD holder	--	S
Internal LED lightening	--	S
Premium XL Entrance door with two central locking points	--	S
Flyscreen for sliding door	--	S
Strip opening with locker	--	S
External LED light	--	S
ABS skirts	--	S
Storage compartment built-in handles	--	S
TECHNOLOGY EQUIPMENTS		
iNetX-System	--	S
Tekni-Box	--	S
Double battery system	--	S
Open door sensor	--	S

Measures in cm except where otherwise indicated
S= standard O=optional - = not available
VTR=Fiberglass MTS=multilayer




FIAT



UPHOLSTERY



PRESTIGE
Eco-leather
Standard



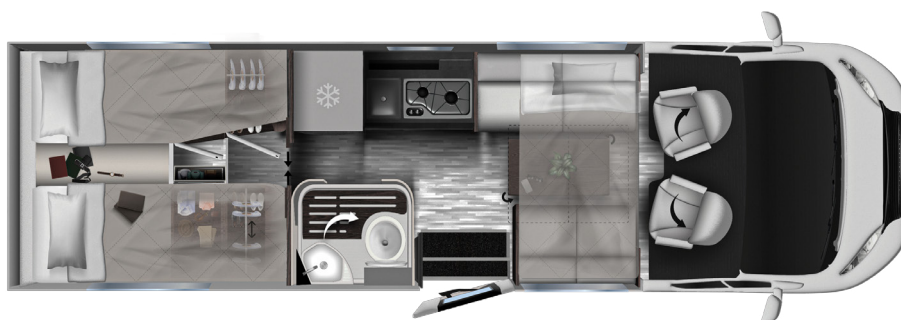
COMFORT GREY
Eco-leather
Optional

PACK	KEA KOMPAKT
PACK MATIC 140 HP/180 HP 140 HP / 180 HP Engine, Automatic transmission, 16" glossy black alloy wheels, light suspensions	•
EXTRA TECH PACK Full digital cluster, automatic climate control, wireless charger, full LED headlights	•
PACK EXTRA SAFETY Adaptive Cruise Control, full brake control with pedestrian detection, rain and light sensors, lane support system, traffic sign recognition, driver drowsiness detection, intelligent speed assist	•
PREMIUM PACK 2 DIN Apple Car Play /Android Auto radio, dual purpose rear view camera, 200 W solar panel + MPPT Controller	•
PACK VISIO 2 DIN Apple Car Play /Android Auto radio, dual purpose rear view camera	-
PACK ARCTIC Truma Combi 6E, "Duo Control" gas regulator, heated windscreen (A-class), external covers, internal dashboard cover	-
PACK EXTRA WARM Truma Combi 6E, "Duo Control" gas regulator, heated windscreen (A-class), external covers, internal dashboard cover, heated floor, insulated step	•
PACK OUTDOOR External gas connector, external TV / 12 V / 220 V connector, external shower	•
PACK MEDIA Wi-fi router, Smart TV	• TV 24"

KEA KOMPAKT 55	WEIGHT	LOW-PROFILE
CHASSIS		
Mechanical unit	--	Fiat Ducato
Engine, Power	--	2,2 MJ 140 HP
Maximum technically permissible weight (kg)	--	3500
Weight unladen in running conditions (kg)	--	2810
Pay Load (Kg)	--	690
Wheelbase (mm)	--	3800
Maximum towable weight (kg)	--	2000
Wheels dimensions	--	16"
Fuel tank (L)	--	90
DIMENSIONS, PLACES AND MATERIALS		
Locker (useful opening, cm)	--	170x60 - 120x60
Max. internal garage height (cm)	--	117
Floor / walls / roof thickness (cm)	--	5,4 / 3 / 3
Floor / walls / roof material (mm)	--	MTS / VTR / VTR
Fiberglass roof, hail-proof	--	S
BERTHS		
Elevating Bed (cm)	--	140x190
Auxiliary bed in dinette	--	S
Dimensions Auxiliary bed in Dinette (cm)	1	201x149(96)
SKYLIGHTS		
Panoramic roof (mm)	--	S (1000 x 700)
Rear skylight (mm)	--	S (700 x 500)
Central skylight (mm)	--	S (400 x 400)
Skylight toilette/shower (mm)	--	400 x 400 / 280 x280
Double-glazed windows with blind / mosquito net	--	S
INSTALLATIONS		
Burners / Gas oven	--/14	2 / O
Max tank capacity: fresh water in driving conditions /fresh water with stationary vehicle / grey water (L)	--	20 / 120 / 90
Compressor fridge (L)	--	150
Standard heating system	--	Combi diesel 6KW
Max capacity of gas locker (kg)	--	20
Shower tray with double drain	--	S
Integrated and isolated entry step	--	S / -
Heated garage locker	--	S
Storage compartment floor hatch	--	S
CHASSIS EQUIPMENTS		
Automatic air conditionning	--	S
Driver and Passenger airbag	--	S
Cruise Control with speed limiter	--	S
ABS / ESC / Traction+	--	S / S / S
Swivelling driver' and passenger's seat	--	S
Cab seat covers	--	S
Painted front bumper	--	S
Fog lights	--	S
Electric handbrake	--	S
TPMS	--	S
Tekhno dashboard	--	S
Leather steering wheel and gear knob	--	S
BODY EQUIPMENTS		
Pleated cab blind	--	S
Beds with staves	--	S
Swivelling LCD holder	--	S
Internal LED lightening	--	S
Premium Premium XL Entrance door with two central locking points	--	S
Flyscreen for sliding door	--	S
Strip opening with locker	--	S
External LED light	--	S
ABS skirts	--	S
Storage compartment built-in handles	--	S
TECHNOLOGY EQUIPMENTS		
iNetX-System	--	S
Tekni-Box	--	S
Double battery system	--	S
Open door sensor	--	S

FIAT


4 | 3 | 4



UPHOLSTERY



PRESTIGE
Eco-leather
Standard



COMFORT GREY
Eco-leather
Optional

PACK	KEA KOMPAKT
PACK MATIC 140 HP/180 HP 140 HP / 180 HP Engine, Automatic transmission, 16" glossy black alloy wheels, light suspensions	•
EXTRA TECH PACK Full digital cluster, automatic climate control, wireless charger, full LED headlights	•
PACK EXTRA SAFETY Adaptive Cruise Control, full brake control with pedestrian detection, rain and light sensors, lane support system, traffic sign recognition, driver drowsiness detection, intelligent speed assist	•
PREMIUM PACK 2 DIN Apple Car Play /Android Auto radio, dual purpose rear view camera, 200 W solar panel + MPPT Controller	•
PACK VISIO 2 DIN Apple Car Play /Android Auto radio, dual purpose rear view camera	-
PACK ARCTIC Truma Combi 6E, "Duo Control" gas regulator, heated windscreen (A-class), external covers, internal dashboard cover	-
PACK EXTRA WARM Truma Combi 6E, "Duo Control" gas regulator, heated windscreen (A-class), external covers, internal dashboard cover, heated floor, insulated step	•
PACK OUTDOOR External gas connector, external TV / 12 V / 220 V connector, external shower	•
PACK MEDIA Wi-fi router, Smart TV	• TV 24"

S = STANDARD - = NOT AVAILABLE • = OPTIONAL

KEA KOMPAKT 64	WEIGHT	ELEVATING BED	LOW-PROFILE
CHASSIS			
Mechanical unit	--	Fiat Ducato	Fiat Ducato
Engine, Power	--	2,2 MJ 140 HP	2,2 MJ 140 HP
Maximum technically permissible weight (kg)	--	3500	3500
Weight unladen in running conditions (kg)	--	2930	2930
Pay Load (Kg)	--	570	570
Wheelbase (mm)	--	3800	3800
Maximum towable weight (kg)	--	2000	2000
Wheels dimensions	--	16"	16"
Fuel tank (L)	--	60	60
DIMENSIONS, PLACES AND MATERIALS			
Locker (useful opening, cm)	--	115x65 - 115x85	115x65 - 115x85
Max. internal garage height (cm)	--	118	118
Floor / walls / roof thickness (cm)	--	5,4 / 3 / 3	5,4 / 3 / 3
Floor / walls / roof material (mm)	--	MTS / VTR / VTR	MTS / VTR / VTR
Fiberglass roof, hail-proof	--	S	S
BERTHS			
Rear Bed (cm)	--	200x79 - 200x79	200x79 - 200x79
Elevating Bed (cm)	--	-	90x190
Additional seat rear bed	--	S	S
Auxiliary bed in dinette	--	S	S
Dimensions Auxiliary bed in Dinette (cm)	1	65x201	65x201
SKYLIGHTS			
Panoramic roof (mm)	--	S (1000x800)	S (1000x800)
Rear skylight (mm)	--	S (700x500)	S (700x500)
Central skylight (mm)	--	S (400x400)	S (400x400)
Dinette skylight (mm)	--	S (700x500)	-
Skylight toilette/shower (mm)	--	400x400 / -	400x400 / -
Double-glazed windows with blind / mosquito net	--	S	S
INSTALLATIONS			
Burners / Gas oven	--/14	2 / O	2 / O
Max tank capacity: fresh water in driving conditions / fresh water with stationary vehicle / grey water (L)	--	20 / 120 / 90	20 / 120 / 90
Compressor fridge (L)	--	150	150
Standard heating system	--	Combi diesel 6KW	Combi diesel 6KW
Max capacity of gas locker (kg)	--	20	20
Shower tray with double drain	--	S	S
Integrated and isolated entry step	--	S / -	S / -
Heated garage locker	--	S	S
Storage compartment floor hatch	--	S	S
CHASSIS EQUIPMENTS			
Automatic air conditioning	--	S	S
Driver and Passenger airbag	--	S	S
Cruise Control with speed limiter	--	S	S
ABS / ESC / Traction+	--	S / S / S	S / S / S
Swivelling driver' and passenger's seat	--	S	S
Cab seat covers	--	S	S
Painted front bumper	--	S	S
Fog lights	--	S	S
Electric handbrake	--	S	S
TPMS	--	S	S
Tekhno dashboard	--	S	S
Leather steering wheel and gear knob	--	S	S
BODY EQUIPMENTS			
Pleated cab blind	--	S	S
Beds with staves	--	S	S
Swivelling LCD holder	--	S	S
Internal LED lightening	--	S	S
Premium Premium XL Entrance door with two central locking points	--	S	S
Flyscreen for sliding door	--	S	S
Strip opening with locker	--	S	S
External LED light	--	S	S
ABS skirts	--	S	S
Storage compartment built-in handles	--	S	S
TECHNOLOGY EQUIPMENTS			
iNetX-System	--	S	S
Tekni-Box	--	S	S
Double battery system	--	S	S
Open door sensor	--	S	S

Measures in cm except where otherwise indicated
S= standard O=optional - = not available
VTR=Fiberglass MTS=multilayer



FIAT


4 | 3 | 4



UPHOLSTERY



PRESTIGE
Eco-leather
Standard



COMFORT GREY
Eco-leather
Optional

PACK

PACK MATIC 140 HP/180 HP

140 HP / 180 HP Engine, Automatic transmission, 16" glossy black alloy wheels, light suspensions

EXTRA TECH PACK

Full digital cluster, automatic climate control, wireless charger, full LED headlights

PACK EXTRA SAFETY

Adaptive Cruise Control, full brake control with pedestrian detection, rain and light sensors, lane support system, traffic sign recognition, driver drowsiness detection, intelligent speed assist

PREMIUM PACK

2 DIN Apple Car Play / Android Auto radio, dual purpose rear view camera, 200 W solar panel + MPPT Controller

PACK VISIO

2 DIN Apple Car Play / Android Auto radio, dual purpose rear view camera

PACK ARCTIC

Truma Combi 6E, "Duo Control" gas regulator, heated windscreen (A-class), external covers, internal dashboard cover

PACK EXTRA WARM

Truma Combi 6E, "Duo Control" gas regulator, heated windscreen (A-class), external covers, internal dashboard cover, heated floor, insulated step

PACK OUTDOOR

External gas connector, external TV / 12 V / 220 V connector, external shower

PACK MEDIA

Wi-fi router, Smart TV

KEA KOMPAKT

•

•

•

•

-

-

•

•

• TV 24"

S = STANDARD - = NOT AVAILABLE • = OPTIONAL

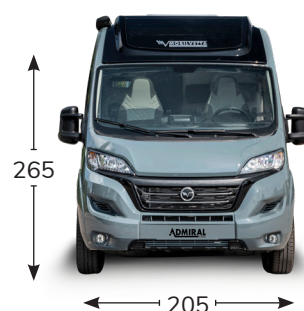
KEA KOMPAKT 68	WEIGHT	ELEVATING BED	LOW-PROFILE
CHASSIS			
Mechanical unit	--	Fiat Ducato	Fiat Ducato
Engine, Power hp	--	2,2 MJ 140 HP	2,2 MJ 140 HP
Maximum technically permissible weight (kg)	--	3500	3500
Weight unladen in running conditions (kg)	--	2900	2900
Pay Load (Kg)	--	600	600
Wheelbase (mm)	--	3800	3800
Maximum towable weight (kg)	--	2000	2000
Wheels dimensions	--	16"	16"
Fuel tank (L)	--	60	60
DIMENSIONS, PLACES AND MATERIALS			
Locker (useful opening, cm)	--	115x85 - 115x85	115x85 - 115x85
Max. internal garage height (cm)	--	117 (97)	117 (97)
Floor / walls / roof thickness (cm)	--	5,4 / 3 / 3	5,4 / 3 / 3
Floor / walls / roof material (mm)	--	MTS / VTR / VTR	MTS / VTR / VTR
Fiberglass roof, hail-proof	--	S	S
BERTHS			
Rear Bed (cm)	--	195x140	195x140
Rear bed height adjustment	--	S	S
Elevating Bed (cm)	--	90x190	-
Auxiliary bed in dinette	--	S	S
Dimensions Auxiliary bed in Dinette (cm)	1	201x65(47)	201x65(47)
SKYLIGHTS			
Panoramic roof (mm)	--	S (1000x700)	S (1000x700)
Rear skylight (mm)	--	S (700x500)	S (700x500)
Central skylight (mm)	--	S (400x400)	S (400x400)
Dinette skylight (mm)	--	-	S (700x500)
Skylight toilette/shower (mm)	--	400x400 / 280x280	400x400 / 280x280
Double-glazed windows with blind / mosquito net	--	S	S
INSTALLATIONS			
Burners / Gas oven	--/14	2 / O	2 / O
Max tank capacity: fresh water in driving conditions / fresh water with stationary vehicle / grey water (L)	--	20 / 90 / 90	20 / 90 / 90
Compressor fridge (L)	--	150	150
Standard heating system	--	Combi diesel 6KW	Combi diesel 6KW
Max capacity of gas locker (kg)	--	20	20
Shower tray with double drain	--	S	S
Integrated and isolated entry step	--	S / -	S / -
Heated garage locker	--	S	S
Storage compartment floor hatch	--	S	S
CHASSIS EQUIPMENTS			
Manual air conditioning	--	S	S
Driver and Passenger airbag	--	S	S
Cruise Control with speed limiter	--	S	S
ABS / ESC / Traction+	--	S / S / S	S / S / S
Swivelling driver' and passenger's seat	--	S	S
Cab seat covers	--	S	S
Painted front bumper	--	S	S
Fog lights	--	S	S
Electric handbrake	--	S	S
TPMS	--	S	S
Tekhno dashboard	--	S	S
Leather steering wheel and gear knob	--	S	S
BODY EQUIPMENTS			
Pleated cab blind	--	S	S
Beds with staves	--	S	S
Swivelling LCD holder	--	S	S
Internal LED lightening	--	S	S
Premium XL Entrance door with two central locking points	--	S	S
Flyscreen for sliding door	--	S	S
Strip opening with locker	--	S	S
External LED light	--	S	S
ABS skirts	--	S	S
Storage compartment built-in handles	--	S	S
TECHNOLOGY EQUIPMENTS			
iNetX-System	--	S	S
Tekni-Box	--	S	S
Double battery system	--	S	S
Open door sensor	--	S	S

Measures in cm except where otherwise indicated
S= standard O=optional - = not available
VTR=Fiberglas MTS=multilayer



FIAT

4 | 2(+1)



UPHOLSTERY



Comfort Grey
Eco-leather
standard



Supreme
Eco-leather
optional

PACK

	ADMIRAL
PACK MATIC Automatic gear box, 16" alloy wheels, 5-spoke glossy black	•
PACK EXTRA TECH Full digital cluster, automatic climate control, wireless charger, full LED headlights	•
PACK VISIO 2 DIN Apple Car Play /Android Auto radio, dual purpose rear view camera	•
PACK PREMIUM 2 DIN Apple Car Play /Android Auto radio, dual purpose rear view camera, 200 W solar panel	•
PACK PREMIUM 2 DIN Apple Car Play /Android Auto radio, dual purpose rear view camera, 200 W solar panel, black awning	•
PACK ARCTIC Combi D6E diesel / Combi 6E gas heating, thermal cab insulation, thermal cab blind, pleated curtains in cab and on rear doors, thermal insulating covers for windows	•
PACK LITHIUM Dedicated electrical system, dedicated lithium battery charger, special control unit, lithium battery	•
PACK EXTRA SAFETY Adaptive Cruise Control, emergency brake assist (+ pedestrian/cyclist detection), automatic headlight and windscreen wiper sensors, lane keeping assistance, traffic sign recognition, driver drowsiness detection, intelligent speed assist	•
PACK VISION (LEVEL 2) Electrically folding mirrors, parking sensors, Blind Spot Assist + Rear Cross Path Detection	•

S = STANDARD - = NOT AVAILABLE • = OPTIONAL

ADMIRAL K 5.1	WEIGHT	VAN
CHASSIS		
Mechanical unit	--	Fiat Ducato - EURO 6E
Engine, Power	--	2,2 L / 140 HP
Maximum technically permissible weight (kg)	--	3500
Weight unladen in running conditions (kg)	--	2955
Pay Load (Kg)	--	545
Wheelbase (cm)	--	4035
Maximum towable weight (kg)	--	2500
Wheels dimensions	--	16"
Fuel tank (L)	--	90
DIMENSIONS AND BERTHS		
Floor / walls / roof thickness (cm)	--	3,8 / 2,0 / 1,0
Kit Auxiliary bed in dinette (cm)	--	O (160x95/50)
Rear Bed (cm)	--	186 x 149
SKYLIGHT		
Panoramic roof (mm)	--	S (1100 x 500)
Rear skylight (mm)	--	S (400 x 400)
Dinette skylight (mm)	--	S (700 x 500)
Double-glazed windows with blind / mosquito net	--	S
INSTALLATIONS		
Burners	--	2
Max tank capacity: fresh water in driving conditions / fresh water with stationary vehicle / grey water (L)	--	20 / 85 / 75
Compressor fridge (L)	--	84
Standard heating system Combi Diesel	--	4KW - CP PLUS
Gas bottles (max kg)*	--	2x5
Bathroom window (double opaque glass)	--	S
Front through storage	--	S
Insulated grey water tanks	--	S
Anti-icing probe	--	S
CHASSIS EQUIPMENTS		
Manual air conditioning	--	S
Driver and Passenger airbag	--	S
Cruise Control with speed limiter	--	S
ABS / ESC / Traction+	--	S / S / S
Swivelling driver' and passenger's seat	--	S
Cab seat covers	--	S
Painted cab / Painted front bumper	--	white / S
Electric entrance step	--	S
Steering wheel radio controls	--	S
Fog lights	--	S
Electric handbrake	--	S
TPMS	--	S
Leather steering wheel and gear knob	--	S
Techno dashboard	--	S
BODY EQUIPMENTS		
Beds with staves 3D	--	S
Internal LED lightening	--	S
External LED light	--	S
Panoramic roof	--	S
Entrance door with flyscreen	--	S
Pleated cab blind	--	S

Measures in cm except where otherwise indicated

S= standard O=optional - = not available

* Depending on the gas bottles available in each country, this capacity may be limited



FIAT

4 | 2(+1)



636



189



265

205

UPHOLSTERY



Comfort Grey
Eco-leather
standard



Supreme
Eco-leather
optional

PACK

PACK MATIC

Automatic gear box, 16" alloy wheels, 5-spoke glossy black

PACK EXTRA TECH

Full digital cluster, automatic climate control, wireless charger, full LED headlights

PACK VISIO

2 DIN Apple Car Play /Android Auto radio, dual purpose rear view camera

PACK PREMIUM

2 DIN Apple Car Play /Android Auto radio, dual purpose rear view camera, 200 W solar panel

PACK PREMIUM

2 DIN Apple Car Play /Android Auto radio, dual purpose rear view camera, 200 W solar panel, black awning

PACK ARCTIC

Combi D6E diesel / Combi 6E gas heating, thermal cab insulation, thermal cab blind, pleated curtains in cab and on rear doors, thermal insulating covers for windows

PACK LITHIUM

Dedicated electrical system, dedicated lithium battery charger, special control unit, lithium battery

PACK EXTRA SAFETY

Adaptive Cruise Control, emergency brake assist (+ pedestrian/cyclist detection), automatic headlight and windscreen wiper sensors, lane keeping assistance, traffic sign recognition, driver drowsiness detection, intelligent speed assist

PACK VISION (LEVEL 2)

Electrically folding mirrors, parking sensors, Blind Spot Assist + Rear Cross Path Detection

ADMIRAL

•

•

•

•

•

•

•

•

•

ADMIRAL K 6.3	WEIGHT	VAN
CHASSIS		
Mechanical unit	--	Fiat Ducato - EURO 6E
Engine, Power	--	2,2 L / 140 HP
Maximum technically permissible weight (kg)	--	3500
Weight unladen in running conditions (kg)	--	3065
Pay Load (Kg)	--	435
Wheelbase (cm)	--	4035
Maximum towable weight (kg)	--	2500
Wheels dimensions	--	16"
Fuel tank (L)	--	90
DIMENSIONS AND BERTHS		
Floor / walls / roof thickness (cm)	--	3,8 / 2,0 / 1,0
Kit Auxiliary bed in dinette (cm)	--	O (156x95/50)
Rear Bed (cm)		195 x 80 - 186 x 80
Additional seat rear bed	--	S
SKYLIGHT		
Panoramic roof (mm)	--	S (1100 x 500)
Rear skylight (mm)	--	S (400 x 400)
Dinette skylight (mm)	--	S (700 x 500)
Double-glazed windows with blind / mosquito net	--	S
INSTALLATIONS		
Burners	--	2
Max tank capacity: fresh water in driving conditions / fresh water with stationary vehicle / grey water (L)	--	20 / 85 / 75
Compressor fridge (L)	--	84
Standard heating system Combi Diesel	--	4KW - CP PLUS
Gas bottles (max kg)*	--	2x5
Bathroom window (double opaque glass)	--	S
Front through storage	--	S
Insulated grey water tanks	--	S
Anti-icing probe	--	S
CHASSIS EQUIPMENTS		
Manual air conditioning	--	S
Driver and Passenger airbag	--	S
Cruise Control with speed limiter	--	S
ABS / ESC / Traction+	--	S / S / S
Swivelling driver's and passenger's seat	--	S
Cab seat covers	--	S
Painted cab / Painted front bumper	--	white / S
Electric entrance step	--	S
Steering wheel radio controls	--	S
Fog lights	--	S
Electric handbrake	--	S
TPMS	--	S
Leather steering wheel and gear knob	--	S
Techno dashboard	--	S
BODY EQUIPMENTS		
Beds with staves 3D	--	S
Internal LED lightening	--	S
External LED light	--	S
Entrance door with flyscreen	--	S
Pleated cab blind	--	S

Measures in cm except where otherwise indicated

S= standard O=optional - = not available

* Depending on the gas bottles available in each country, this capacity may be limited



mobilvetta.it

FIAT

4 | 2(+1)



189

265

636

205

UPHOLSTERY



Comfort Grey
Eco-leather
standard



Supreme
Eco-leather
optional

PACK

PACK MATIC

Automatic gear box, 16" alloy wheels, 5-spoke glossy black

PACK EXTRA TECH

Full digital cluster, automatic climate control, wireless charger, full LED headlights

PACK VISIO

2 DIN Apple Car Play /Android Auto radio, dual purpose rear view camera

PACK PREMIUM

2 DIN Apple Car Play /Android Auto radio, dual purpose rear view camera, 200 W solar panel

PACK PREMIUM

2 DIN Apple Car Play /Android Auto radio, dual purpose rear view camera, 200 W solar panel, black awning

PACK ARCTIC

Combi D6E diesel / Combi 6E gas heating, thermal cab insulation, thermal cab blind, pleated curtains in cab and on rear doors, thermal insulating covers for windows

PACK LITHIUM

Dedicated electrical system, dedicated lithium battery charger, special control unit, lithium battery

PACK EXTRA SAFETY

Adaptive Cruise Control, emergency brake assist (+ pedestrian/cyclist detection), automatic headlight and windscreen wiper sensors, lane keeping assistance, traffic sign recognition, driver drowsiness detection, intelligent speed assist

PACK VISION (LEVEL 2)

Electrically folding mirrors, parking sensors, Blind Spot Assist + Rear Cross Path Detection

ADMIRAL

•

•

•

•

•

•

•

•

•

ADMIRAL K 6.5	WEIGHT	VAN
CHASSIS		
Mechanical unit	--	Fiat Ducato - EURO 6E
Engine, Power	--	2,2 L / 140 HP
Maximum technically permissible weight (kg)	--	3500
Weight unladen in running conditions (kg)	--	3065
Pay Load (Kg)	--	435
Wheelbase (cm)	--	4035
Maximum towable weight (kg)	--	2500
Wheels dimensions	--	16"
Fuel tank (L)	--	90
DIMENSIONS AND BERTHS		
Floor / walls / roof thickness (cm)	--	3,8 / 2,0 / 1,0
Kit Auxiliary bed in dinette (cm)	--	O (156x95/50)
Rear Bed (cm)	--	185(170) x 160 (190)
SKYLIGHT		
Panoramic roof (mm)	--	S (1100 x 500)
Rear skylight (mm)	--	S (400 x 400)
Dinette skylight (mm)	--	S (700 x 500)
Double-glazed windows with blind / mosquito net	--	S
INSTALLATIONS		
Burners	--	2
Max tank capacity: fresh water in driving conditions / fresh water with stationary vehicle / grey water (L)	--	20 / 85 / 75
Compressor fridge (L)	--	84
Standard heating system Combi Diesel	--	4KW - CP PLUS
Gas bottles (max kg)*	--	2x5
Bathroom window (double opaque glass)	--	S
Front through storage	--	S
Insulated grey water tanks	--	S
Anti-icing probe	--	S
CHASSIS EQUIPMENTS		
Manual air conditioning	--	S
Driver and Passenger airbag	--	S
Cruise Control with speed limiter	--	S
ABS / ESC / Traction+	--	S / S / S
Swivelling driver' and passenger's seat	--	S
Cab seat covers	--	S
Painted cab / Painted front bumper	--	white / S
Electric entrance step	--	S
Steering wheel radio controls	--	S
Fog lights	--	S
Electric handbrake	--	S
TPMS	--	S
Leather steering wheel and gear knob	--	S
Techno dashboard	--	S
BODY EQUIPMENTS		
Beds with staves 3D	--	S
Internal LED lightening	--	S
External LED light	--	S
Entrance door with flyscreen	--	S
Pleated cab blind	--	S

Measures in cm except where otherwise indicated

S= standard O=optional - = not available

* Depending on the gas bottles available in each country, this capacity may be limited



mobilvetta.it



The masses indicated in this catalogue refer to the provisions of European Directive 2007/46/EC.

MASS IN RUNNING ORDER

Includes the weight of the empty base vehicle, the driver (75 kg), fuel and fluid tanks filled to at least 90%, fresh water tank filled to maximum capacity as declared by the manufacturer ref.'travel', gas cylinder for domestic use with a maximum weight as declared by the manufacturer. The mass in running order, and consequently the payload and/or travel seats, may vary depending on the installed accessories.

The Mass in Running Order value shown in the commercial documentation is the value calculated during the homologation procedure and may differ from the delivered vehicle's value due to production tolerances. The legally allowed deviation is $\pm 5\%$. During the purchasing process, it is necessary to verify the weight of the optional equipment intended to be installed on the vehicle.

PAYLOAD

It is the difference between the technically permissible maximum mass and the mass in running order. The payload includes elements for habitation, passengers 'transported' as defined by the manufacturer (excluding the driver), and personal belongings. The minimum payload calculation is based on the following parameters:

- 75 kg for each passenger (excluding the driver)
- 10 kg of luggage for each passenger and the driver
- 10 kg for each meter of vehicle length

The remaining payload can be used for installing accessories or additional luggage.

Anything not included in the standard version of the vehicle, both cell and chassis, increases the mass in running order and consequently reduces the payload, potentially reducing the number of approved seats. Available payloads result from the difference between the technically permissible maximum mass and the mass in running order. During the purchasing process, it is necessary to verify the weight of the optional equipment intended to be installed on the vehicle. The weight of non-standard accessories is not included in the mass in running order. Additional accessories and devices reduce the payload by an amount equal to their weight; the weight impact of individual accessories is listed in the appropriate column in the price list or can be requested at our dealers' shops. Please note that the law does not allow exceeding the technically permissible maximum mass, which can be found in the technical sheet specifications. Ensure that the maximum axle loads and the technically permissible maximum mass are not exceeded during full vehicle loading.

The number of approved seats may vary depending on the regulations of individual countries regarding circulation.

Mobilvetta reserves itself the right to change the characteristics and the furnishings of all its models with no advance notice required; all data contained in this leaflet must therefore be considered approximate and non-binding. Despite thorough checks of the contents, we cannot exclude possible printing and/or translating errors. This catalogue does not constitute contractual documentation. Any reproduction, including in part, of the text or of the content of this document is prohibited.

The indicated weights are exclusively approximated. Tolerances of $\pm 5\%$ are allowed. Generally speaking, special equipment and options increase the no-load weight and entail a reduction in the payload. We hereby decline any and all responsibility in case structural changes are made to the vehicle; any assembly, disassembly or changes carried out by unauthorised workshops may jeopardise your safety and cause the warranty clauses to be forfeited. For additional information on installation and technical details, please contact one of our dealers.

This catalogue does not represent contractual documentation, but only general information.