

2022





MOBILVETTA

DISTINCTION BY DESIGN

Design has always been a hallmark of every Mobilvetta motorhome. Design means care for the environment, attention to detail, the preciousness of the materials: **distinctive codes** that certify the quality and originality of motorhomes.

Through the evolution of its own design, Mobilvetta has paved the way of exclusivity in motorhomes with unique, elegant and at the same time sporty models, always characterized by highly personalized and distinctive lines.

A perfect combination of **Made in Italy**, elegance and European inspirations, inspired by the territory and tradition, high quality materials and historically Italian furniture style.

Whoever chooses Mobilvetta, chooses to rely on a brand with long experience that believes in technological innovation, in the constant search for new technical solutions that guarantee high performance in terms of comfort, living comfort and autonomy.

All our motorhomes are built and designed entirely in Italy, in Tuscany, with a constant control of all production phases. Our philosophy is simple: to find the right balance between industrial process and craftsmanship, to take care of details, to satisfy the needs of practicality and usability.

A holiday with Mobilvetta is an unforgettable experience: a great way of travelling that will give you unique moments with those you love aboard exclusive motorhomes featured by excellence in aesthetics and functionality, taste and substance, luxury and distinction.

EACH ONE IS *unmistakably* **MOBILVETTA**

The beginning of a journey is a magical moment, there is always that first step, the first bend in a road: it is the threshold beyond which everyday life begins to slip away. There are those who have written their story on the back of that magical moment.

Mobilvetta has imagined every possible trip on board its motorhomes for over 50 years. Really comfortable spaces mould around the traveller for an unforgettable experience on their way to their favourite destination.

A continuous journey through time, from the historical elegance of Mobilvetta's past to the most modern, top-level technological solutions.

The road travelled through tradition is a journey that goes hand in hand with a company that always strives to be innovative, from efficient industrial processes to the modern scenario of those who always live in the moment.

Choosing Mobilvetta today means being able to rely on a Premium brand for:

Distinctive Made in Italy design and style;

Technical innovation and performance;

Energy and Autonomy;

Premium class comfort.

Passion for quality.

Mobilvetta is a 10-year guarantee product.

MOBILVETTA: DISTINCTION BY DESIGN

QUALITY AND RELIABILITY PRIVILEGE. GUARANTEED FOR 10 YEARS.



10-year guarantee against infiltration.

10 Years Body Integrity Privilege is a service designed with a single objective: to ensure your motorhome over time by offering reliability and safety.

Mobilvetta 10 Years Body Integrity Privilege is the program that guarantees you a 10-year guarantee against infiltration, carrying out regular maintenance at the authorised Mobilvetta network and the tests provided for the control of infiltration to be carried out during the service coupons as per the specific deadline specified in the warranty booklet.*

Carry out regular maintenance at the authorised Mobilvetta network and the tests provided for the control of infiltration to be carried out during the service coupons as per the specific deadline specified in the warranty booklet.*

*For the detailed conditions ask the authorised sales network.

MOBILVETTA

IS TODAY A COMPLETE
RANGE OF **PREMIUM**

PRODUCTS:

MOTORHOMES,
LOW PROFILES,
VANS.

DESIGN

The design lines, to be followed like roads on an adventure of comfort, transform getting on board into a magic moment, exactly like happens at the beginning of every journey. Follow those lines by exploring the distinctive details, being welcomed into a space that has been finished with an extraordinary attention to detail, created to be the definition of comfort for travellers. Each trip will be a journey through the senses: lights, sounds, surfaces, taking you to the peak of absolute comfort.

Arriving at this secret place of design requires many years of path-finding, and Mobilvetta has paved the way to exclusivity in motorhomes by defining lines with unique, unmistakable personalities.

class

passion

made in Italy

Life

COMFORT EMOTION

I have finally reached my destination on my journey towards beauty.

Surfaces and textures for a journey through the senses: refinement and quality of materials

Beauty is in the discovery of new places, but also in the rediscovery of a place that surrounds and envelops us.

The wood, the fabrics, the surfaces and the craftsmanship: these are the roads that lead to Made in Italy.

On board a Mobilvetta you feel at home, you feel in Italy, the country where the role of beauty is to impress.

It is nice to get lost in every detail and recognise all the care and passion behind the choice of the highest quality raw materials.

TECHNOLOGY INNOVATION

Comfort and excellence go together with the best construction techniques for a practical lifestyle, always looking towards new horizons:

Technological innovation;

Research into new technical solutions;

High performance for comfort, roominess and autonomy;

Efficient industrial processes.

The prototype of each vehicle is born from the expertise of a Mobilvetta Study Centre. It is a bit like home, the starting point of every journey.

START YOURS NOW. IT IS TIME TO BRING OUR WORLD
INTO YOUR WORLD.

IT'S THAT MAGICAL MOMENT THAT BEGINS RIGHT
NOW, JUST BEFORE YOUR JOURNEY BEGINS.

ADMIRAL

FREEDOM TO ADMIRE



EACH ONE IS UNMISTAKABLY ADMIRAL.

The Mobilvetta Admiral van now paves the way for exclusivity in a van. Perfect for any kind of holiday, compact, handy, plenty of space.

Mobilvetta pursues its talent. The idea became clearer: a new proposition in the top class van segment: Admiral.

The desire to spread the value of Italian style through design, aesthetic excellence, performance and a great passion for quality.

Admiral: readily recognisable.
Beyond the idea of van.

Some of the features shown do not correspond to the final features of the vehicle for the current season.



K-YACHT TEKNO LINE

STANDING OUT IN EXCELLENCE.



PERFECT INTERPRETER OF THE MOBILVETTA SPIRIT.

A range inspired by the heritage of Mobilvetta motorhomes. An icon that is being renewed, ready to conquer new supporters.

Combining the best of Italian design with cutting-edge technology, K-Yacht Tekno Line privileges the volumes, multifunctional relaxation rooms for living and sleeping, particularly bright and airy interiors, in an unmistakable style.

K-Yacht Tekno Line is a statement of independence and greater autonomy. Timeless elegance and comfort. Sophisticated construction choices and technique, rich equipment.

A mix of energy and autonomy towards an unparalleled experience.

New horizons. You choose the view.

KEA I

STANDING OUT IN PERFORMANCE STANDING OUT IN CHARACTER



LATEST GENERATION HIGH PERFORMER.

The world around you is constantly evolving. You need a motorhome that can accommodate all your emotions. Like Kea: sporty design, more space on board, comfort, technology and innovation.

Luxury, privacy, refined solutions, light, comfort and well-being in every environment, substance, construction technology, high performance materials, space, stowage, generous equipment.

Character and style, in a perfect synthesis innovation and comfort and technology, always one step ahead of everyone.

Now, more than ever, you can enjoy your luxury experience.

KROSSER

STANDING OUT IN PERFORMANCE STANDING OUT IN CHARACTER



THE PRIVILEGE OF BEING AS WELL AS APPEARING.

Discover a totally new concept of motorhome, balanced by luxury and spaciousness in every aspect.

Krosser is the result of Mobilvetta enthusiasm and innovative spirit: unique style, double floor, double stowage. Unprecedented living space, absolute optimization of space, passion and attention to details, fine materials, technical innovation. Krosser means comfort as the best complement to elegance.

Unforgettable experiences for you, your family and friends. Distinguish yourself.

KEA P

DISTINCT FREEDOM



MADE IN ITALY ESSENCE, INTERNATIONAL CHARACTER.

Kea sets new standards among the top class motorhomes: a contemporary taste enriched by high technical features, a refined and elegant design, a representation of Made in Italy combined with an international character.

Motorhomes of refined beauty, elegant and timeless, lively in performance, excellent for equipment and an amazing living space.

Designed to give you more freedom. Because where you are and how you are matter.

THE PRIVILEGE OF
THE **2022 RANGE.**

choice

	K-YACHT TEKNO LINE  2,2 MULTIJET - 140 HP	K-YACHT TEKNO LINE 64		K-YACHT TEKNO LINE 86		K-YACHT TEKNO LINE 90	
		   46,99 m		   47,51 m		   47,51 m	
	KEA I  2,2 MULTIJET - 140 HP	KEA i64		KEA i67		KEA i71	
		  46,99 m	  46,99 m	  47,20 m	  47,47 m	  47,47 m	
	KROSSER  2,2 MULTIJET - 140 HP	KROSSER 64		KROSSER 70		KROSSER 86	
		  46,99 m	  47,45 m			  47,45 m	  47,45 m
	KEA P  2,2 MULTIJET - 140 HP	KEA P64		KEA P67		KEA P71	
		  46,99 m	  46,99 m	  47,20 m	  47,47 m	  47,47 m	

Some of the features shown do not correspond to the final features of the vehicle for the current season.

Some of the features shown do not correspond to the final features of the vehicle for the current season.



MADE-IN-ITALY ICON.

PERFECT INTERPRETER OF THE MOBILVETTA SPIRIT.

A range inspired by the heritage of Mobilvetta motorhomes, designed for future. An icon that is being renewed, ready to conquer new supporters. A combination of the best Italian design and cutting-edge technology, three models devised from the search for excellence, balanced by luxury and spaciousness in every aspect

K-Yacht Tekno Line has privileged the volumes, multifunctional relaxation areas for living and sleeping, particularly bright and airy interiors, in an unmistakably Mobilvetta style.

K-Yacht Tekno Line is your new exclusive, authentic multisensory space. It is a statement of independence and greater autonomy. It is a motorhome that evolves with your lifestyle with your world in the middle and with the freedom to discover the world outside.

Timeless elegance and comfort. Sophisticated construction choices and technique, rich equipment. A mix of energy and autonomy towards an unparalleled experience.

**A new personal dimension to rediscover the
pleasure of leisure time.**

New horizons. You choose the view.

K-YACHT TEKNO LINE

STANDING OUT IN EXCELLENCE

Motorhomes photographed on these pages can be equipped with optional specifications.



1

INTEGRATED, OPENABLE SKYDOME. YOU CHOOSE THE VIEW.

Integrated panoramic roof over the driver's cab, standard equipment. Dimensions: 100x80 cm.

Openable skydome with flyscreen: for ventilated, not just well-lit rooms.



AWAY FROM THE WORLD, BUT SURROUNDED BY THE WORLD.

Create your own personal dimension by enjoying the view from the panoramic roof. Your privacy is saved, thanks to the panoramic roof with blind

choose K-YACHT TEKNO LINE

3

MORE SAFETY. INCREASED VISIBILITY.

A wide lateral and front visual range. The curved shape of the windscreen reduces "blind" spots while ensuring visibility, and the new interior dashboard's design widens the cone of visibility. Exterior bus-type rear view mirrors with blind spot for a wide, undisturbed field of vision.



2

GREATER CAPACITY, GREATER AUTONOMY.

145 l fresh water tank.
135 l waste water tank.
Best performance in its category.



EVEN MORE SECURITY.

Integrated full-LED headlamps that improve visibility at night to anticipate and avoid side or roadway obstacles. Optional equipment.

Keep tabs on what happens to both front and side of the road: the field of vision develops for 11 meters in width. Lower visibility of an obstacle already at 3 meters from the front bumper. Improve maneuvers, greater safety, avoid obstacles.

THE EMBODIMENT OF WELL-BEING AND STYLE! LIKE A HOME, YOUR HOME, A MOTORHOME COMFORT EXPERIENCE AT THE HIGHEST LEVEL.

WITH THE K-YACHT TEKNO LINE YOU ARE PAMPERED IN PURE LUXURY.
MAKE YOURSELF COMFORTABLE!

4

WRAPPED IN WARM PROTECTION.

All the design choices combine functionality and aesthetics, giving priority to living comfort on board. K-Yacht Tekno Line pampers you with walls and roof covered in soft-touch fabric in the sleeping and living areas. A soft boundary between the outside world and the inside.

Insulation and protection for all seasons.

5

YOUR WISHES HAVE MADE US GROW.

K-Yacht Tekno Line offers a sleeping environment that goes at your own pace. Solutions for everyday living that suggest a new concept of comfort and relaxation.

Maximum ventilation, protection in summer.

Extra-large windows, 60x90 cm, skylight, flyscreen and blind.

Fixed beds at the right height.

Improved insulation. No bad smells from the garage.

Easy access to beds without compromising stowage volume below.

Sleeping comfort and transpiration.

Slatted bases, ergonomic mattresses with honeycomb fabric bottom.

Where staying is pure pleasure.

Speakers for relaxing with music, Roman blinds, eco-leather panels, steps covered with a soft carpet for walking barefoot.

6

HARMONIOUS ALL-NATURAL ENVIRONMENTS.

Correct interior lighting as an essential element of living comfort.



NATURAL LIGHT

Front skydome.
5 windows.
2 windows in the driver's cab.
Entrance door window.
3 portlights 40x40 cm.
1 rear portlight 70x50 cm.

LIGHTING

Main light: 4 dome lamps.
Diffused light: under-wall unit light frames and furnishing LEDs.
Courtesy lights: floor step markers.
100% LED. Sustainable. Environmentally friendly. Long-lasting. Greater autonomy.





AWAY FROM THE WORLD, BUT SURROUNDED BY THE WORLD.

You can create your own personal dimension by enjoying the view from the panoramic roof. With open elevating bed, the two large side windows in the living room blend seamlessly into the overall design offering an extraordinary view from inside and a lot of natural light.

WITH ONE EYE ON THE WORLD WHAT GOES ON INSIDE IS YOURS ALONE!

Your privacy is saved, thanks to the panoramic roof with blinds.

PREMIUM CLASS COMFORT.**PLUNGE INTO YOUR HOLIDAY.**

The passenger seat becomes a “relaxation seat”, equipped with comfort elements and designed to integrate the cab as an extension of the living area. Integrated and uninterrupted liveable space during the trip or stopover without losing the ability to stow objects, books, drinks, etc.

**JUST THINK ABOUT FEELING GOOD!**

Being together, ending up again, escaping: everything is possible in the living room of K-Yacht Teknoline.

Experience the dinette to the fullest by choosing the size and position according to the mood of the moment: the face-to-face dinette has large sofas that can be converted into 2 forward-facing seats for travelling, and the folding top table with its high-quality chrome leg with eco-leather protection takes up little space.

As in a real living room, the comfort of a chaise longue, between the passenger seat and the side sofas. Who will ever want to go out?

Other features include USB sockets for charging devices, floor hatches, stowage space accessible from the seats, stowage cabinets under the elevating bed and the warm atmosphere of the soft-touch coating on the walls and roof.





**IN LESS THAN ONE METRE,
ERGONOMICS AND PRACTICALITY
OF USE.**

The K-Yacht Tekno Line kitchen is an adaptable multifunctional space: surfaces that multiply, worktops that expand, even with burners in use. Complete and full of accessories such as the practical integrated storage trays. All this in an elegant ambience, with high-quality materials and solutions such as the hard-wearing acrylic stone top moulded into a continuous one-piece surface.



When a motorhome is top class, everything is designed to live it to the fullest. Every dinner in your motorhome will be an exclusive moment since its preparation, thanks to the large space for your equipment: 1 pull-out drawer, 1 basket, 2 drawers.



Optional burner equipment with 1 induction hob and 2 gas burners.

**THE SINK COVER THAT
MULTIPLIES YOUR SPACE.**

All surface.
The sink cover protects the sink and offers a truly remarkable workspace.

Large basin.
A “wide” sink to use, a “supporting” countertop

Small basin.
A “supporting” sink, a “wide” countertop.

All sink!
An extra capacity sink for kitchen activities.



**THE CHOPPING BOARD THAT
MULTIPLIES THE SURFACE AREA!**

For short breaks onboard the motorhome.
Cook with just one burner and use the side countertop.

Two convenient burners.
For the daily preparation of your meals.

For the chef in the motorhome...
Three burners are on hand. And an additional countertop.

With lots of extra surface
Quick extension of the top thanks to the handy retractable bracket.



SLEEPING AREA

LET YOURSELF BE PAMPERED.

The K-yacht Tekno Line rooms are characterised by uncompromising comfort. Look around, everything is beautiful, well-kept and, above all, tailor-made for an extraordinary rest!

You can sleep tight on ergonomic mattresses with honeycomb fabric bottom and slatted bases for proper transpiration.

Maximum ventilation, protection in summer thanks to extra-large windows and portlights with flyscreens nets and blinds.

The beds are at the right height, easily accessible and isolated from the garage below.

Drawers and wardrobes available under the beds depending on the model.

Where staying is pure pleasure: speakers for relaxing with music, Roman blinds, eco-leather panels, stowage pockets



For those travelling in two, the elevating bed allows you to have plenty of stowage space. For those travelling in four: plenty of space for comfortable sleep.

Living comfort: among the largest in width by category standards. No sacrifices in terms of stowage space: fitted with underbed stowage compartments.





A SPA IN YOUR MOTORHOME

Surrounded by style: the dark-coloured rooms in Teak wood colour laminate with anti-bacterial matt laminate top provide a refined atmosphere.

Move freely in the toilet. The oversized, reinforced ABS shower tray, covered by the wooden footboard, increases the living space for free movement on a linear surface. Everything is within easy reach in a small space: maxi storage shelf, wall and wall unit mounted mirror, large washbasin.

In the shower, a rainfall shower head will give you a unique experience, with the possibility of a practical pull-out spray spout and a shelf for soaps on the wall.



Variable volume bathroom (64):
to use as much space as possible
even in a motorhome under 7 metres.

TOILET

more space to move around, in width and depth.

Shower

plenty of free space.




WAKE UP WITH NEW HORIZONS

K-Yacht Tekno Line motorhome, beautiful for elegance, performance and safety. Distinctive and modern lines that catch the eye. Streamlined and aerodynamic lines make travelling smooth and agile. A lead bar with a wide visual range for greater safety. Automotive design.



COOKING OUTSIDE. Gas connection.

The gas outlet allows you to connect a barbecue or an outdoor camping kitchen.



LEAVE THE DIRT OUTSIDE. Water connection.

Positioned in the rear maxi-garage allows you to freshen up outdoors or rinse accessories before stowing them in the maxi-garage or motorhome.



OUTDOOR ENTERTAINMENT. TV antenna socket.

To feel good, alone, with friends, outdoors, in the enclosure, for a holiday immersion.

PRACTICAL PURPOSE. 220 V + 12 V electrical socket.

Always available for any DIY activity outside the motorhome as well.



Aluminium walls:

Bright and shiny walls, for a long time: The colour does not change over time and does not deteriorate. Easy to repair. Easy to maintain and clean.

Fiberglass roof:

Hail-proof, protection against bad weather.

With integrated Skydome.



Rear terminal in ABS, anthracite grey, which incorporates the modern vertical LED light clusters with dynamic direction indicators. It is not only a matter of style, being clearly visible is also an advantage for your safety.

Aluminium bands.

MORE COMFORTABLE TO GET ON. XL door:

useful clearance 620 mm;
two-point door with central locking;
integrated dustbin;
Window with blind.

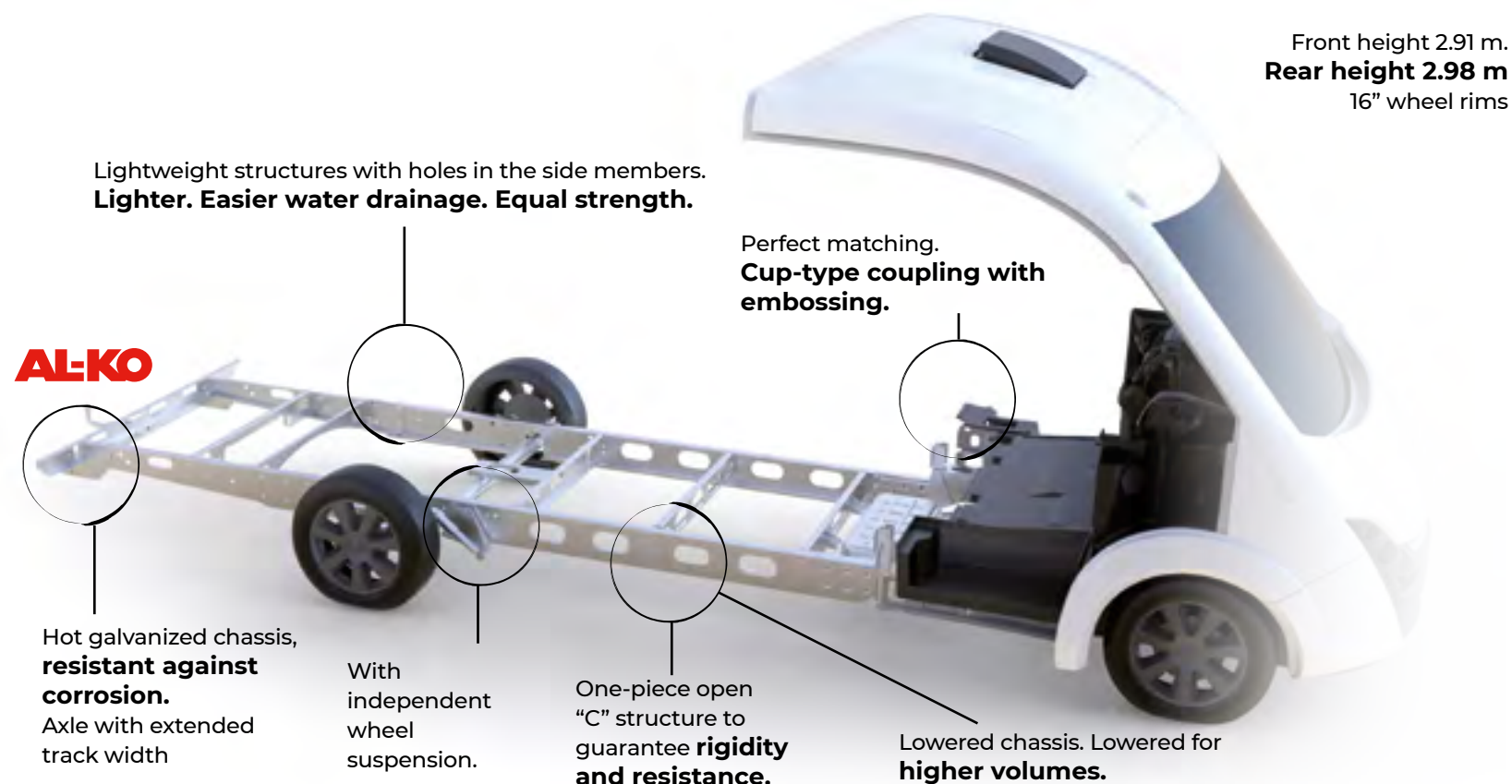
16" wheels with alloy wheel rims;
Composite suspension;
Integrated DRL LED headlights

More comfortable journeys: smoothness and agility.

Low cx aerodynamic profile for reduced fuel consumption and roadholding as speed increases.

THERE'S NO STREET IT CANNOT AFFORD.

K-YACHT TEKNO LINE IS REASON AND TECHNIQUE. ON ANY TYPE OF TERRAIN, HAIRPINS OR STRAIGHTS.



Stability and roadholding with lowered chassis.

The combination of a low centre of gravity, extended track, high torsional rigidity and chassis strength make it possible to significantly raise the level of roadholding and driving quality, even in extreme conditions.

Perfect driving dynamics and excellent ride comfort.

The use of high-strength steel, the "C" structure and the perfect connection between drive unit and chassis guarantee stability.

Improved vehicle handling during ride.

Torsion bar suspension is ideal, especially with heavy weights. The axle remains stable even in extreme road conditions.

DOUBLE FLOORING. THE PRIVILEGE OF HIGH PERFORMANCE IN TERMS OF SPACE, VOLUMES, INSULATION.

The AL-KO lowered chassis is ideal for creating a double flooring for lots of stowage space and for the use of rear garages and following loading. But not only that! It increases the space inside with advantages also in terms of living space.

1

THROUGH MAXI-GARAGE

which exploits the space created between the two floors. Internal height: 19 cm. Access from outside via opening hatches on both sides of the motorhome.

STOWAGE from inside the motorhome, via specific hinged maxi hatches. Space for shoes, bottles, boxes, tools. Capacity 93 litres (Model 64) and 84 litres (Models 90 and 86).

2

AN EXTRA-LARGE MAXI-GARAGE ALWAYS!

The lowered chassis allows for a maxi-sized garage. The rear room remains extremely liveable and the bed, of whatever type, remains easily accessible.

ACCESSIBLE BED, LARGE GARAGE:

Without variable volume systems, With clear separation between room and garage, Without unpleasant odours from the garage, A fully insulated and protected room!



3

FROST-PROTECTED TANKS.

The tanks are located between the two floors: in such a position they are protected from frost and better insulated from the outside. Access via hatches to the drain cocks and fresh water tank.



CHASSIS


Mechanics 140 HP;
AL-KO chassis;
Manual cab climate control;
Double airbag;
Traction + and Hill Descent;
Cruise Control;
16" wheels with alloy wheel rims;
Composite suspension;
Integrated DRL LED headlights;
Steering wheel radio controls;
Bus-type rear view mirrors.

EXTERIORS

Two-part XL door with window;
Entrance door flyscreen;
Central locking;
Exterior light;
Openable front skydome 100x80 cm, with blind;
Rear bed skylight;
Aluminium bands;
Openable band with maxi-garage;
ABS rear columns, LED headlights;
Heated tank;
Oversized tanks;
Integrated and insulated step;
Water intake (hot/cold);
Multifunction satellite TV socket 12/220 V;
External gas socket;
Pleated windscreen blind for privacy effect.

LIVING UNIT

Bathroom/sleeping area partition wooden doors;
Floor hatch;
Soft touch walls (except kitchen and toilet);
Soft touch roof;
Passenger seat chaise longue;
Twin beds extension (64.86);
Reinforced ABS shower tray with wooden platform;
Truma Combi 6 heater;
CP Plus Control;
Sockets with USB input;
TV holder with extensible arm;
Speakers in living unit;
Folding top table;
Wi-Fi connection ready.



PRESTIGE
Imitation Leather
Standard

PRESTIGE BROWN
Fabric and imitation leather
Optional

**KNOWING HOW TO DISTINGUISH YOURSELF IS
NOT SOMETHING EVERYBODY WOULD DO.
THE PRIVILEGE OF BEING AS WELL
AS APPEARING.**

Appearance, performance, attention to detail: Krosser wins for its elegance. Definitely trendy. With its modern and sporty lines, Krosser is the motorhome at the service of your emotions.

Discover a totally new concept of motorhome, balanced by luxury and spaciousness in every aspect. Passion and attention to details, fine materials, technical innovation. Krosser is the result of Mobilvetta enthusiasm and innovative spirit: unique style, double floor, double stowage.

A range of semi-motorhomes with or without drop down bed, at the forefront for style, design, safety and comfort. Unprecedented living space, absolute optimization of space: Krosser means comfort as the best complement to elegance. The unique beauty of plein air combined with the pleasure of owning a motorhome that is an expression of Italian excellence.

Unforgettable experiences for you, your family and friends. Distinguish yourself.

Motorhomes photographed on these pages can be equipped with optional specifications.

Some of the features shown do not correspond to the final features of the vehicle for the current season.



KROSSER

STANDING OUT IN CHARACTER





1 DOUBLE FLOOR

Total space optimisation. Krosser is the result of Mobilvetta enthusiasm and innovative spirit: double flooring, double stowage. Krosser offers best-in-class loading space in the double flooring with pass-through maxi-garage, floor hatches, stowage compartments: capacity 690 litres. Choose your holiday, set your personality free.



UNPRECEDENTED LIVING SPACE

Innovative solutions enhance the concept of liveability on board. Designed with distinctive shapes and volumes, Krosser offers interiors without anything left to chance. Luxury and spaciousness in every respect.

2 CHOOSE YOUR STYLE

If you are travelling in couple, choose the semi-motorhome version that offers more interior living space for greater height in the living area. If you are travelling with your family, the ideal solution for you is the semi-motorhome with a drop down bed that offers you up to 4 beds, and the possibility of a guest.



choose KROSSER



3 DESIGN IN THE SERVICE OF COMFORT

Unmistakable details and precious materials are the exclusive elements of Krosser, where style and charm are combined with attention to detail, superior comfort and new spaces. Padded soft-touch roof lining that insulates from the outside; Sleep cradled by ergonomic mattresses and slatted bases; Privacy of sleeping areas; Spacious, elegant and modular living room.

4 LIGHTING

Always the right atmosphere thanks to the correct balance between natural light from the outside and artificial light inside. Natural light filters through large windows and portlights. In the evening, specific solutions transform each room according to the activity taking place in it: LED spots, light frames, indirect lighting, floor courtesy lights.



KROSSER

double FLOOR,
double STORAGE.

The double technical flooring of the KROSSER consists of a lower floor (38 mm thick), resting on the chassis, and an upper floor (20 mm thick), resting on a steel counterframe.

- \\ Higher structural resistance.
- \\ Improved thermal and sound insulation.
- \\ Increased storage capacity.



Entrance step made of sandwich panels to ensure greater continuity of insulation from the cold coming from the lower part of the vehicle.

Insulated and heated fresh and grey water tanks located in the double floor above the rear axle.

DOUBLE STORAGE, WITH A LOAD CAPACITY OF 690 LITRES:
Front through storage 550 litres, with internal height of 19 cm.
Storage compartment access from the step 35 litres.
Storage compartment floor hatch 105 litres, with spring hinges.



Lower floor thickness 38 mm: greater thermal insulation from the outside and greater protection against noise from the underside of the vehicle.

Thickness of upper floor 20 mm.

Possibility of greater storage because thanks to the double technical flooring it is possible to obtain functional hatches for objects and bottles both at the front and at the rear of the vehicle. Outside there are maxi-garages with opening bands.

Access to the double floor for storage on both sides of the vehicle thanks to large and practical hatches. Access from inside the vehicle via hatches to the drain cocks and fresh water tank.





TECHNOLOGY AND AESTHETICS MERGE IN FUNCTIONAL BALANCE.

The living area is spacious, elegant and functional, with an internal height of more than two metres and plenty of light from the panoramic skylight. The cab seats can be rotated to integrate into a living room that can accommodate up to 6 people or to create relaxing “chaise longs” with the padded side sofas.

UNPRECEDENTED LIVING SPACE

thanks to the folding table in exclusive Teak wood with a surface that can be modulated at will: for an easier passage or greater comfort while sitting on the move or large surface when needed. The table with chrome leg and the visible part of the sofas are covered with special imitation leather padding that not only makes the environment more luxurious, but also protects it from everyday life on board.

Spend your time in your motorhome in the best possible way, with a perfect interaction between style and technology: LED light creates unique environments, it is nice to relax in front of the TV that you can see from every area of the motorhome thanks to the extensible and adjustable arm, USB sockets to charge your technological devices, speakers in the sleeping area, lots of space thanks to the floor hatches.






INSPIRING IDEA? HAUTE CUISINE IN YOUR MOTORHOME.

Maximum use of space, meticulous attention to design, quality and every detail: the Krosser kitchen meets even the highest expectations, as cooking will be a pleasant moment of your holiday.

Everything is handy in the kitchen unit equipped with a stainless steel hob with three linear burners, with built-in mirrored stainless steel sink, equipped with a sink cover divided into two parts that can be used separately as a tray or cutting board. The large baskets, the automatic soft-closing drawers with lock and the sliding baskets are useful to store all your equipment. The side wall is equipped with spice rack, roll holder and towel holder, with steel finish.



WHEN COMFORT IS THE BEST COMPLEMENT TO ELEGANCE.

Choose the bed type that suits your style and let yourself be pampered all night long, everything is nice and neat: the soft touch padded roof protects and insulates you from noise and cold while sleeping, the panoramic skylight with mosquito net and blind give you more air on hot summer evenings or the privilege of a glimpse of the starry sky. You can sleep tightly on ergonomic mattresses with honeycomb fabric bottom and slatted bases for proper breathability and sweet dreams.

LEAVE EVERYTHING OUT AND REFUGE IN YOUR PARADISE CORNER, your motorhome. Wooden sliding doors give you privacy, pleated curtains hide you from prying eyes; keep your treasures close at hand in the padded wall panels and hide your secrets in capacious wall units or wardrobes stored under the liftable beds (P64, P86, P90).



LED spotlights in the sleeping area to read a book without disturbing fellow travellers, courtesy marker lights on the floor for orientation if you move in the motorhome at night indirect lighting for pleasant and warm atmospheres.

RELAXATION AFTER A DAY DISCOVERING THE WORLD.

An exclusive luxury bathroom, a comfortable environment where you can enjoy your daily hygiene and personal care in a very special way.

The dark, Teak wood-coloured laminate environments give a pleasant feeling of warmth and create a refined atmosphere.

In the shower, a rainfall shower head will give you a unique experience, with the possibility of a practical pull-out spray and a shelf for soaps on the wall.

The washbasin is large and usefully positioned on a laminate toilet top, antibacterial and easy to clean. Large wall mirror.

QUALITY AND VALUE OVER TIME.

The shower tray is made of a thermoforming in ABS reinforced with high density polyurethane foam to guarantee rigidity and resistance to cracks and deformations over time.

The shower platform in precious Teak wood allows you to move easily on a linear floor and protects the environment after showering.



Variable volume bathroom (P64): to make the most of the space available in a motorhome under 7 metres.

TOILET

more space to move around, in width and depth.

SHOWER

plenty of free space.



MODERN AND SPORTY LINES, SUBSTANCE AT THE SERVICE OF EMOTION.

Mobilvetta Study Centre creates vehicles that evolve together with the world around them: high-performance materials, construction technologies and innovative production processes. Krosser is a well presented motorhome. Sporty graphics, elegant colours: a line that knows how to stand out. Elements of unique and personal style combined with innovative and high performance technological solutions, such as the technical double flooring.

The use of fiberglass in the walls and rear area ensures **greater strength** and **duration**.

Terminal with parts in ABS High Performance, **for a better heat resistance**, which houses the lights: vertical LED lights, clearance lights and third stop light. It is not only a matter of style, being clearly visible is also an advantage for your safety.

Direction indicator with dynamic system.

Anthracite-coloured **aluminium strips** for a dynamic style that does not go unnoticed.



ABS dome with dynamic and elegant design.
With integrated Skydome.
Full LED lights.

MORE COMFORTABLE TO GET ON.

XL door:

useful clearance 620 mm;
two-point door with central locking;
integrated dustbin;
Window with blind.

MORE AUTONOMY.

OVERSIZED TANKS:

145 l fresh water,
135 m grey water.

Some of the features shown do not correspond to the final features of the vehicle for the current season.

CHASSIS



Power 140 hp;
Manual air climate control system;
Driver + passenger air bag;
ESC and Hill Holder;
Traction + and Hill Descent;
Cruise Control;
16" wheels with alloy wheel rims;
Composite suspension;
Radiator grill + black headlights;
White bumper;
Full DRL lights and direction indicator with dynamic system;
Steering wheel radio controls;
Silver lounge dashboard, high level control panel.



Some of the features shown do not correspond to the final features of the vehicle for the current season.


EXTERIORS

2-closing points xl door;
Entrance door with flyscreen;
Central locking;
Integrated and insulated step;
Exterior light;
Sky dome, panoramic skylight;
Openable strip with storage;
Heated tank;
Oversized tanks;
Double floor;
Storage: total load capacity 690 litres;
Thermic blind;
220 V garage socket.



LIVING UNIT

Skylight with fan;
Separation door toilet/day area (no P70 model);
Floor hatch;
Soft touch roof;
Shower with roof-mounted jet;
Shower wooden platform;
Reinforced shower floor;
Heater Combi 6KW;
CP plus control;
Sockets with usb input;
Tv holder with extensible arm;
Speakers in the living unit;
Folding top table;
Twin beds extension (P64; P86).



PRESTIGE
Imitation Leather
Standard



PRESTIGE BROWN
Fabric and imitation leather
Optional

RENDER

LATEST GENERATION HIGH PERFORMER.
MADE IN ITALY ESSENCE,
INTERNATIONAL CHARACTER.

The world around you is constantly evolving. You need a motorhome that can accommodate all your emotions, with no limits. This is why the Kea range has been completely renewed, with sporty **design and even more space on board, new interiors and even more comfort, new technology and even more innovation.**

Kea sets new standards among the top class motorhomes: a contemporary taste enriched by high technical features, a **design representing Made in Italy** combined with an international character.

Luxury, privacy, refined solutions, light, comfort and well-being in every environment, substance, construction technology, high performance materials, space, stowage, generous equipment.

Kea P and Kea I are now available, five models in low profile or motorhome version: design, materials and absolute quality. Now, more than ever, you can enjoy your luxury experience: a motorhome of refined beauty, elegant and timeless, lively in performance, excellent for equipment and an amazing living space.

Low profile and motorhome: character and style, in a perfect synthesis of innovation, comfort and technology always one step ahead of everyone.

Designed to give you more freedom. Because where you are and how you are matter.

Motorhomes photographed on these pages can be equipped with optional specifications.

Some of the features shown do not correspond to the final features of the vehicle for the current season.



KEA I & KEA P

STANDING OUT IN PERFORMANCE



choose KEA

1 PLENTY OF SPACE TO LIVE

A pleasant feeling of space to move and live in harmony welcomes you. This is due to the large, face-to-face living room seamlessly connected with the kitchen area, the transformability of the rooms and the easy access to the sleeping area.



2 LOTS OF BRIGHTNESS

Enjoy a naturally bright and healthy environment. Natural light enhances rooms and furniture, but above all, it provides well-being: large windows (I), skydome (P), panoramic roof in living area (P), large windows in the extra-large living room, large windows in sleeping area, up to 5 portlights.



3 LOW PROFILE AND MOTORHOME

Enter the Mobilvetta premium world with Kea, the choice of the best motorhome is yours. Kea in the LOW PROFILE version for sleek lines, practicality without giving up style and technology. Kea in motorhome version for more living comfort and comfort from the driver's cab to the sleeping area.







LIVE INTENSELY.

Kea interiors boast an elegance shaped in a space that you can customize at best.

A pleasant feeling of space welcomes you, thanks to the great face to face living room that can be transformed on the move. The living area is pleasant to enjoy, spacious, elegant and functional with a height of more than two meters.

Lots of light: large windows, Skydome, large windows for the maxi living room, space to move and live in harmony: an aesthetic project that enhances practicality and ergonomics.



YOU WILL SPEND YOUR TIME IN THE BEST WAY.

In full comfort as in your home living room, between style and technology. It is nice to relax in front of the TV that you can see from every area of the motorhome thanks to the extensible and adjustable arm; the USB sockets to charge your technological devices are at your fingertips.

LED light creates unique environments and allows you to fully enjoy the spaces: you can count on several indirect light sources both with white light following the shapes of the wall units and with the scenic night-blue lights dedicated to night-time use.



SHAPES, VOLUMES AND MATERIALS THAT SUIT SPACE AND TASTE.

The Kea kitchen welcomes you with airiness, freedom of movement and plenty of stowage space provided by doors and wall units. The kitchen unit has an "L" shaped development with a scratch-resistant laminate top designed to offer maximum ergonomics. The linear three-burner cooker is complete with tempered glass lid and leaves free working space on the worktop, while the stainless steel sink is complete with flush lid/cutting board that can also be used as an additional support surface.

GIVE YOURSELF UNIQUE MOMENTS ON BOARD, from preparation to dinner in company: large baskets to store all your chef's equipment in order, sliding drawers easy to pull out, in the peninsula section, a corner with pull-out basket, automatic soft closure with lock, wall equipped for paper roll and cutting board holder.



Along the aisle there is a floor hatch, always useful to have more space to stow your belongings in the motorhome.

Kitchen 'suspended' effect to get as close as possible to the worktop.



SLEEPING AREA

KEA I & KEA P

LEAVE THE WORLD OUTSIDE.

Nothing is left to chance for your moments of relaxation. Turn your rest into an extraordinary experience: refined environments, liveable space, all the comforts around you.

The sleeping area is welcoming, precious and exclusive. All the rooms are enriched with valuable details that give you comfort such as the Roman blinds, the soft-touch padded ceiling that insulates and protects you in all seasons, the imitation leather panels that embellish the whole, the speakers for relaxing moments, and sweetest dreams guaranteed by quality mattresses and planes with liftable slatted bases.

Kea boasts padded headboard with embroidered Mobilvetta logo, adjustable reading spotlights, courtesy lighting on the floor, steps that facilitate access to the beds and a large panoramic skylight for stargazing.

The Kea P90 and I90 model with the central, rounded peninsula bed to the advantage of comfort in the foot area offers the variant with a lower bed for even easier access without sacrificing space for the load in the maxi-garage below.



Option with low bed.

LED spotlights in the sleeping area to read a book without disturbing fellow travellers, courtesy marker lights on the floor for orientation if you move in the motorhome at night indirect lighting for pleasant and warm atmospheres.

WELL-BEING AS A WAY OF LIFE.

Dynamism, freedom and flexibility for a bathroom with a high level of comfort.

Because here wellness and self-care are satisfied by functionality and space optimization, for maximum beauty and exclusive style.

The toilet is furnished in wood, with matt laminate top. Above it, stowage compartments, and the large mirror hides another stowage compartment.

QUALITY AND VALUE OVER TIME

Prestigious design and excellent solutions for the shower enclosures, which are coated with wood-effect laminates. The shower tray, with double drain, is made of a thermoforming in ABS reinforced with high density polyurethane foam to guarantee rigidity and resistance to cracks and deformations over time.

The shower platform allows you to move easily on a linear floor and protects the environment after showering.



Variable volume bathroom (P64 and I64): to use as much space as possible even in a motorhome under 7 metres.

Toilet
more space to move around, in width and depth.
Shower
plenty of free space.



CHARACTER AND STYLE, A MOTORHOME ELEGANT AND TIMELESS.


Choose to stand out with Kea I, a motorhome with a strong personality characterized by an exclusive and always recognizable style that combines the aesthetics of gritty and elegant external lines with high level technical solutions and performance.

Downward mirrors in coach style, for motorhomes, well integrated in the general aesthetics and well positioned for a wide and free field of view.

Aerodynamically shaped front designed with a downward windscreen for superior visibility when driving.


Maximum visibility.
The front of the motorhome models displays as a single piece in fiberglass.
The use of fiberglass ensures greater strength and duration.

The equipment is complete with LED daytime running lights, poly-ellipsoidal headlights, a distinctive radiator grill with chrome plating that defines the Mobilvetta logo.



COOKING OUTSIDE. Gas connection*.

The gas outlet allows you to connect a barbecue or an outdoor camping kitchen.



LEAVE THE DIRT OUTSIDE. Water connection*.

Positioned in the rear maxi-garage allows you to freshen up outdoors or rinse accessories before stowing them in the maxi-garage or motorhome.



OUTDOOR ENTERTAINMENT. TV aerial socket*.

To feel good, alone, with friends, outdoors, in the enclosure, for a holiday immersion.

PRACTICAL PURPOSE. 220 V + 12 V electrical socket.

Always available for any DIY activity outside the motorhome as well.



The A pillars feature a reduced thickness to facilitate driver visibility and control over the overall dimensions and movements of the motorhome.
The side windows, which are wide and flush-fitted, provide better visibility towards the outside, so as not to create turbulence or noise during the journey, even at higher speeds.



MORE COMFORTABLE TO GET ON.

XL door:

useful clearance 620 mm;
two-point door with central locking;
integrated dustbin;
Window with blind.

MORE AUTONOMY.

OVERSIZED TANKS:

120 l fresh water,
100 m grey water.

Rear terminal in ABS, anthracite grey, which incorporates the modern vertical LED light,
It is not only a matter of style, being clearly visible is also an advantage for your safety.
Anthracite-coloured aluminium strips for a dynamic style that does not go unnoticed



EXTERIORS

KEA P

TO GIVE YOU MORE FREEDOM, LOW PROFILE, ONE STEP AHEAD OF EVERYONE.

A bold and extremely personal image, an exterior design attractively inspired by cars, elegant and refined lines: Kea P is pure elegance on the move to give you exclusive experiences on board.



COOKING OUTSIDE. Gas connection*.

The gas outlet allows you to connect a barbecue or an outdoor camping kitchen.



LEAVE THE DIRT OUTSIDE. Water connection*.

Positioned in the rear maxi-garage allows you to freshen up outdoors or rinse accessories before stowing them in the maxi-garage or motorhome.



OUTDOOR ENTERTAINMENT. TV aerial socket*.

To feel good, alone, with friends, outdoors, in the enclosure, for a holiday immersion.

PRACTICAL PURPOSE. 220 V + 12 V electrical socket.

Always available for any DIY activity outside the motorhome as well.

The use of fiberglass in the walls and rear area ensures greater strength and duration.



Terminal with parts in ABS High Performance, for a better heat resistance, which houses the lights: vertical LED lights, clearance lights and third stop light. It is not only a matter of style, being clearly visible is also an advantage for your safety.

Anthracite-coloured ABS strips for a dynamic style that does not go unnoticed. Multifunction socket in the garage.



* Outdoor Pack, optional equipment



ABS dome with dynamic and elegant design. With integrated Skydome.

MORE AUTONOMY.
OVERSIZED TANKS:
120 l fresh water,
100 m grey water.

MORE COMFORTABLE TO GET ON.
XL door:
useful clearance 620 mm;
two-point door with central locking;
integrated dustbin;
Window with blind.

Some of the features shown do not correspond to the final features of the vehicle for the current season.

Mechanics 140 HP;
Manual cab climate control;
Double airbag;
ESC;
Traction +;
Cruise Control;
16" alloy wheels;
Composite suspension;
Radiator grill, black headlights;
White bumper (Kea P);
Full LED lights. (Kea I);
Steering wheel radio controls.



Some of the features shown do not correspond to the final features of the vehicle for the current season.



- Two-part XL door with window;
- Living unit entrance door and window fly screen;
- Central locking;
- Exterior light;
- Skydome panoramic roof (P version);
- Rear bed skylight;
- Openable band with maxi-garage;
- Heated tank;
- Oversized tanks;
- Garage lighting;
- 220 V socket in the garage.



Bathroom/sleeping area partition wooden doors;
Floor hatch;
Soft touch roof;
Reinforced ABS shower tray with wooden platform;
Truma Combi 6 heating;
CP Plus Control;
Sockets with USB input;
TV holder;
Speakers in living unit;
Folding top table;
Extension for twin beds
(P86 e 186; P64 e 184);
Windows in the sleeping area;
Cab pleated blind.



Some of the features shown do not correspond to the final features of the vehicle for the current season.



Fabric and imitation leather Standard

Imitation Leather
Optional



MOBILVETTA PRIVILEGES

THE PRIVILEGE OF *experience* MOBILVETTA

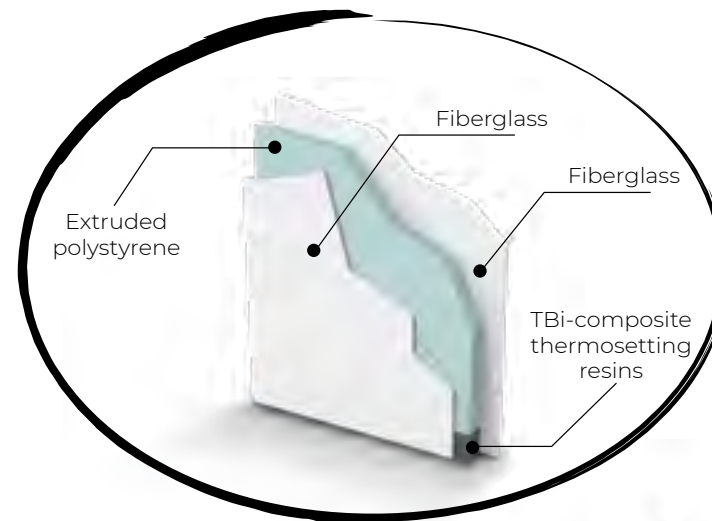
FROM A LONG TRADITION A DESIGN THAT KNOWS HOW TO INTERPRET ITS TIME.
IT IS FROM THE COMPETENCE OF THE MOBILVETTA STUDY CENTRE THAT VEHICLES ARE
BORN THAT EVOLVE TOGETHER WITH THE WORLD AROUND THEM: HIGH-PERFORMANCE
MATERIALS, CONSTRUCTION TECHNOLOGIES AND INNOVATIVE PRODUCTION PROCESSES.

Style, equipment and technique are the hallmarks of the external structure of Mobilvetta motorhomes: a unique style, elegant with a sporting soul, excellent equipment and high-performance materials and a cutting-edge construction technique that involves the use of fiberglass and aluminium, reinforcement elements and couplings to ensure high performance in terms of stability, structural strength and duration.

Insulation and waterproofing
Thermal insulation
Soundproofing
Structural resistance
Stability to external stresses
Sturdiness
Duration
Easy to repair and maintain



**Mobilvetta's experience is a
guarantee of quality and reliability.
A 10-year guarantee product.**



WALLS

Supporting frame in thermosetting composite resin with high resistance;
External wall in fiberglass (Kea and Krosser) or aluminium (K-Yacht Tekno Line);
Internal wall in fiberglass;
The inside of the walls is made of extruded material with a high thermal insulation coefficient;
Total and uniform coverage of the walls: no thermal bridges in favour of constant internal temperatures.
The bodies of Mobilvetta motorhomes are made in specialised production departments using a high-precision industrial process, which ensures a continuous quality standard, of the highest level.



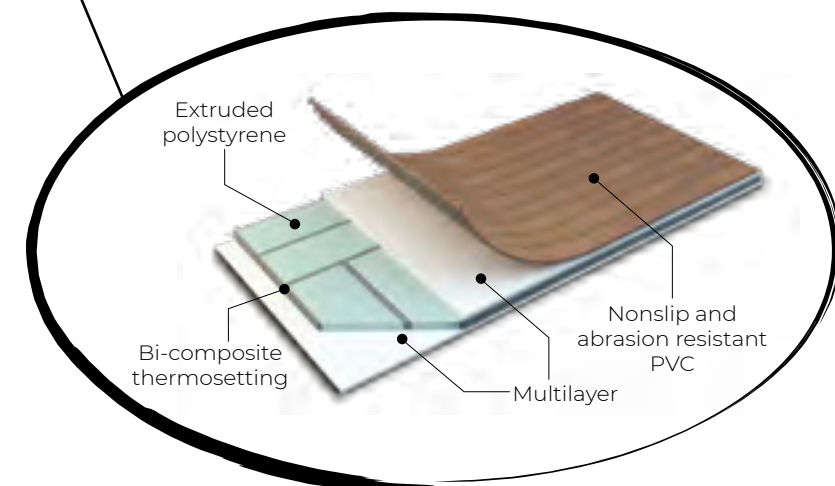
FLOOR KROSSER E KEA

Supporting frame in high-resistant thermosetting composite resin: lighter, more mechanically resistant;
Fiberglass lower cover for greater protection from chip stones during travel, salt on the streets, moisture, wear;
Upper cover in fiberglass coupled with non-slip PVC, highly resistant to wear;
Interior of the floor made of extruded insulating material.



FLOOR K-YACHT TEKNO LINE

Lowered AL-KO double flooring.
Upper floor with multilayer covers and extruded insulation material inside. Internally coupled with highly wear-resistant anti-slip PVC;
Thickness 20 mm.
Lower floor with fiberglass external cover for greater protection from chip stones during travel, salt on the streets, moisture. Interior made of extruded insulating material.
Upper cover in fiberglass.
Thickness 38 mm.



MOBILVETTA


THE PRIVILEGE OF A
suit tailored
FOR ALL SEASONS.

TO FOLLOW YOU IN EVERY DESTINATION, EVEN IN WINTER: HIGH PERFORMANCE, PERFECT CLIMATE, WELL-BEING ON BOARD. A MOTORHOME THAT FOLLOWS YOUR HOLIDAY STYLE THANKS TO HIGH LEVEL TECHNOLOGIES, HIGH PERFORMANCE MATERIALS IN TERMS OF INSULATION AND PROTECTION FROM EXTERNAL AGENTS.

FOR A PERFECT CLIMATE ON BOARD.

Winter holidays in a camper are not a matter for experts, if you have the right camper. Make your experience aboard Mobilvetta unique.

GRADE 3 INSULATION



NCC EN1646-1
Thermal Insulation & Heating – Grade III classification



- 1 Fiberglass bodywork (Kea, Krosser) with hail protection.
High-performance insulation in extruded plastic and fibreglass for all models and types.

Waste water tank built with insulating material of 20 mm (Kea) and equipped with antifreeze resistance (K-Yacht Teknoline, Kea, Krosser).

- 2 Anti-condensation system.
The correct distribution of internal air favours its circulation, ensures an even temperature and prevents the accumulation of condensation.
Permanent air ventilation through slits between wall units and wall;
Anti-condensation panels spaced away from the wall in living and sleeping areas;
Perimeter heating in models with twin beds.



- 3 **Wrapped in warm protection:** a soft border between the outside world and the inside, insulation and protection in all seasons. The walls (K-Yacht Tekno Line) and roof (K-Yacht Tekno Line, Krosser, Kea) are covered in soft-touch fabric in the rear and living areas.



- 4 Combined gas heating 6000W.
CP plus. Boost function for rapid heating of the water and the compartment.



- 5 Manual windscreen blind with privacy function: protects from external light, protects internal privacy. The intermediate position allows privacy and entry of light (K-Yacht Tekno Line, Kea I).

MOBILVETTA

THE PRIVILEGE OF BEING ABLE TO
CHOOSE THE **TOP LEVELS OF**
comfort

The Alde central heater system is a heat transfer fluid system, based on similar principles that characterise domestic heating systems.

It works through a gas boiler that heats the liquid contained in the system. Once heated, a pump circulates the liquid in a circuit of interconnected radiators.

The heated air spreads evenly throughout the interior of the motorhome. The system heats the air that circulates inside through slits on the wall units; once cooled it goes down and passing through the furniture raised from the ground can heat up again and return hot in circulation.

The specifications contained herein may refer to only certain models of the range..



Some of the features shown do not correspond to the final features of the vehicle for the current season.

The benefits:

Healthy atmosphere.

Atmosphere free from suspended dust or feeling of dryness.

Even and longer-lasting warmth.

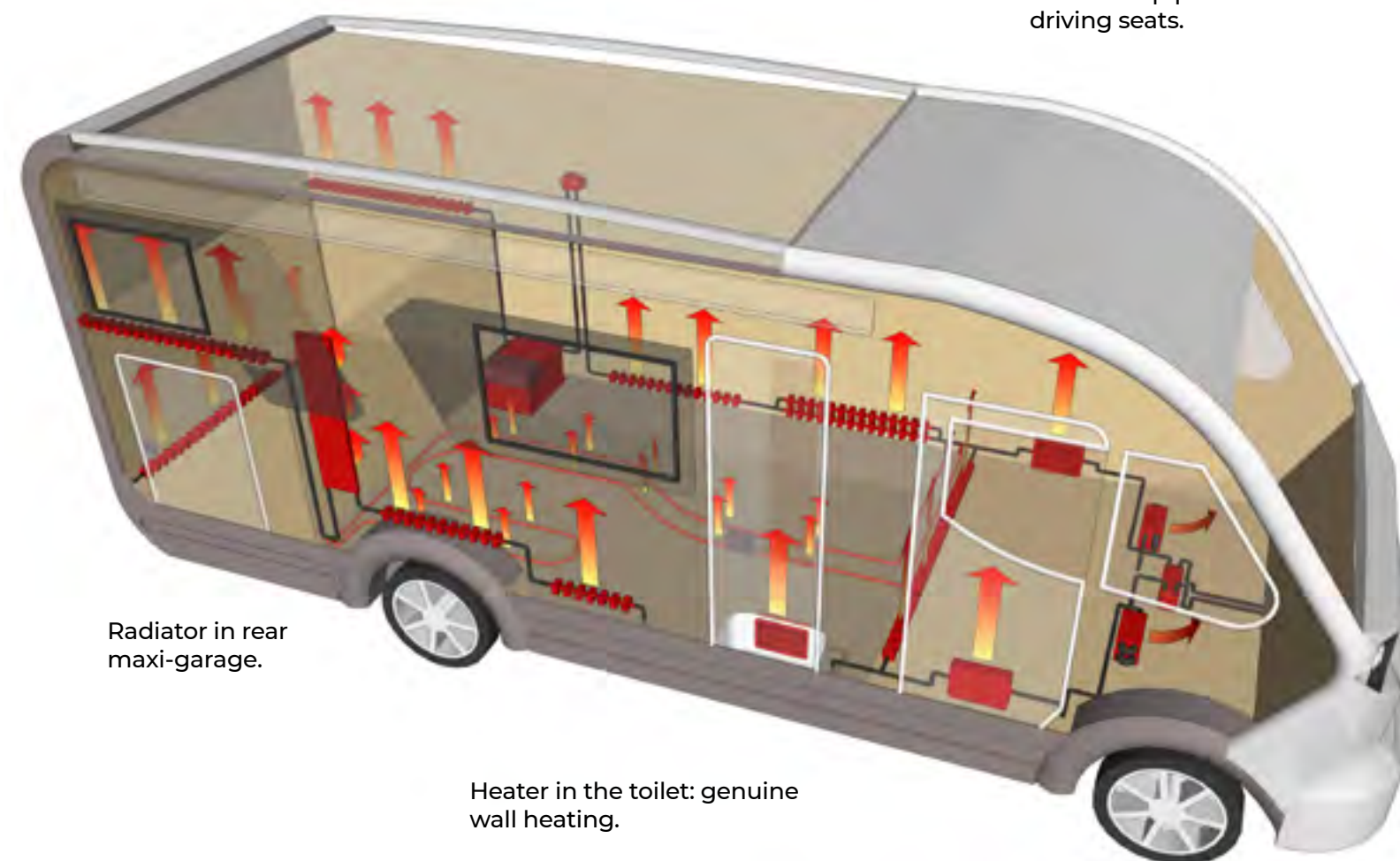
Quiet operation.

No ventilation.

Continuous production of hot water.



Hot water pipes under the driving seats.



Radiator in rear maxi-garage.

Heater in the toilet: genuine wall heating.

ENGINE EXCHANGER as standard Energy can be saved through the heat exchanger. It uses the motorhome engine cooling system for heating and hot water production.

Available as an option on K-Yacht Tekno Line and Krosser

MOBILVETTA

PLENTY OF SPACE FOR YOUR destinations

Don't give up your habits, go on holiday taking everything and more with you.
This is the freedom a Mobilvetta motorhome gives you.

An answer to the stowage needs of each crew: two, four or more, with or without children, novice or experienced in the holiday en plein air. Mobilvetta has designed every one of its garages to perfection.



Always accessible, even at night you will find what you are looking for thanks to the internal light.
Easy to load: maxi-garage with load platform, flush with no step.

Door with piston for easier opening (K-Yacht Tekno Line). Doors that open to 150 degrees: extremely simple access to loads.

Storage door locks have a **double lock** for added security.

The garage doors are protected on top with rain and **splash-proof gaskets** that prevent moisture from entering or, in case of very low temperatures, the door does not freeze and ensures opening.



The garages have sliding rings that make it easier to attach objects to the inner wall.
Suitable for winter holidays: garage heated by air vents.

The specifications contained herein may refer to only certain models of the range.

THE STRUCTURE:

Fibreglass lower cover to protect against chip stones, external humidity and salt in the streets.
Internal insulation in extruded polystyrene, 30 mm, with structural strips for greater rigidity and tightness.
Upper fibreglass cover for greater heat insulation and mechanical resistance.
Linoleum flooring for wear surface protection and easier maintenance.



300 Kg

High load capacity: up to 300 kg of dynamically tested load (maximum technically loadable weight that affects the approved seats or the remaining total payload).



MOBILVETTA

THE PRIVILEGE OF BEING ABLE TO **SHINE** IN YOUR *own light*

LIGHTING A MOTORHOME WELL IS JUST AS IMPORTANT AS CHOOSING THE RIGHT FURNITURE. THE LIGHT ALLOWS YOU TO FULLY ENJOY THE SPACES, TO CREATE AN ATMOSPHERE AND TO CARRY OUT EVEN IN THE EVENING YOUR FAVOURITE ACTIVITIES, SUCH AS READING A GOOD BOOK, COOKING, FINDING YOURSELF AROUND A TABLE.

Perfect lighting can transform and shape and form the soul of spaces.

This is why the Mobilvetta study centre pays attention to the design of correct interior lighting as an essential element of living comfort.

The result is an interior lighting with a unique character and rich in style, able to furnish, as well as to give light: **an innovative, distinctive and personal sign of your Mobilvetta motorhome.**

**Correct balance between
natural light from the outside
and artificial light inside.**

Specific solutions for each environment of the motorhome depending on the activity that takes place there.



LED spotlights in the sleeping area to read a book without disturbing fellow travellers.



Courtesy marker lights on the floor for orientation if you move in the motorhome at night.



Indirect lighting, light frames and LED strips for pleasant and uniform atmospheres.

The specifications contained herein may refer to only certain models of the range.



Complete LED lighting:
eco-sustainable, low
environmental impact and
future-proof.
Because current trends are
increasingly looking for energy
savings, lighting efficiency, long
service life and greater range.

Krosser P86 Photo by Night

CONNECTED ON THE MOVE

The advanced infotainment package is intuitive, addictive and easy to use. A habit everywhere, with Mobilvetta, for you, now also in your motorhome!

A dedicated Pack is now available: Media Pack.



**Relaxation, entertainment, information, work.
Safely and freely.
Now you can:**

Safely, without leaving data to public Wi-Fi, which not always are performant and sometimes subject to hackers.

Arrive smoothly at your destination, looking for real-time information about the destination, parking, holiday, consulting maps, using traffic reporting Apps.

Enjoy your favourite TV series or film streaming, enjoying fluent multimedia content.

The entertainment for your little travel companions who can play their favourite games online, watch their favourite cartoon, use the most addictive and trendy Apps, stay in touch with their mates back home.

Stay in touch with what you leave at home, Having the ability to check emails and messages.

Sharing holiday experiences without waiting to come back.

The offering:

4 DEVICES CONNECTED AT THE SAME TIME
MORE POWERFUL RECEPTION THAN A
SMARTPHONE HOTSPOT.

UNLIMITED AUTONOMY. 12 V OPERATION
ALL DEVICES ALWAYS AVAILABLE.

Optional equipment.

THE CONNECTION AMPLIFIES YOUR *relaxation*

Mobilvetta combines Wi-Fi connection with a smart TV!

YOUR PREFERRED STREAMING CHANNELS
on a large screen, on holiday.

YOUR FAVOURITE APPS
within remote control reach, surfing and viewing them
on a large screen.

INFORMATION ABOUT YOUR DESTINATION,
directly available on a large screen.

YOUR DEVICES AVAILABLE,
while saving battery, preserving it for any other use.

The offering:

32" ULTRA WIDESCREEN
(K-Yacht Tekno Line)

24" ULTRA WIDESCREEN
(Krosser, Kea)

12 V/230 V POWER SUPPLY

Optional equipment.



LITIO READY - LITHIUM BATTERIES-READY*
with battery charger included.

In a motorhome it is important to have some spare electricity available during stops. In summer and more often in winter having good batteries will allow you to have a good electric autonomy to enjoy in perfect relax all the days of holidays - also in free parking areas.

A dedicated Pack is now available: Energy Pack.

more efficiency
versatility
adventure



MORE ENERGY AND AUTONOMY ON BOARD.

Up to 90% of their capacity can be used, compared to 30% for AGM batteries. This means that with one lithium battery you can have more energy than with 2 AGM batteries.

GREATER DURABILITY.

They have a very low self-discharge current, i.e. the battery will still have a high charge when used after a medium to short-term storage period.

Lithium batteries last much longer than AGM batteries supporting 2000 to 5000 charge and discharge cycles. So they can last as long as the life of the motorhome..... always in perfect working order.

Lithium batteries are equipped with an overload and short circuit protection circuit, so they are safe for extended and efficient motorhome use.

LESS WEIGHT.

The weight of lithium batteries is about 2 times less than the weight of AGM batteries. Considering that a single lithium battery can replace two AGM batteries and still provide more electricity, the overall weight saving is remarkable.

*System ready for integration with Teleco batteries.
Available as an option on the whole range.

COMPRESSOR FRIDGE READY - COMPRESSOR REFRIGERATOR-READY
Better performance thanks to lithium batteries!

Better performance thanks to lithium batteries!
The provision for lithium batteries offers the opportunity to install the compression refrigerator improving its performance.

A dedicated Pack is now available: Energy Pack.

more efficiency
versatility
adventure



COOLER AND SOONER.

It reaches the temperature in a short time obtaining the desired coolness to preserve at best drinks and food of various kinds, in a much shorter time compared to the three-way refrigerator.

I

S NOT AFFECTED BY HEAT.

It does not suffer from hot periods and is less affected by temperatures above average.

SMART ENERGY CONSUMPTION.

It works like the one at home, meaning the compressor runs for a few minutes every 15-20 minutes. This results in considerable energy savings: the system works only 10-20 minutes every hour and not 24 hours a day!

Available as an option on the whole range.

more efficiency
versatility
adventure

XXL TANKS

Everyone builds their own lifestyle and each one is different from the other interacting with the environment around them but always in tune with it.

Mobilvetta has now set new standards for living in the world in natural harmony, respecting its resources and peculiarities.

This corresponds to a special freedom.

Increased capacity of tanks,
More autonomy on holiday.
Among the best in the category.

K-Yacht Tekno Line and Krosser range
145 litres for clear water,
135 litres for waste water.

Kea range
120 litres for clear water,
100 litres for waste water.



LIVE THE WORLD INTENSIVELY, INSIDE AND OUTSIDE THE MOTORHOME!

Experience the magic of sunsets or golden dawns, relaxing brunches in front of a calm and transparent sea, resting after afternoons spent diving from sheer cliffs. Experience your holiday outside the motorhome, too: multiply your space to multiply your experiences to remember.

This corresponds to a special freedom.

more efficiency
versatility
adventure



LEAVE THE DIRT OUTSIDE. Water connection*.

Positioned in the rear maxi-garage allows you to freshen up outdoors or rinse accessories before stowing them in the maxi-garage or motorhome.



OUTDOOR ENTERTAINMENT. TV aerial socket*.

To feel good, alone, with friends, outdoors, in the enclosure, for a holiday immersion.

PRACTICAL PURPOSE. 220 V + 12 V electrical socket.

Always available for any DIY activity outside the motorhome as well.



COOKING OUTSIDE. Gas connection*.

The gas outlet allows you to connect a barbecue or an outdoor camping kitchen.

* Outdoor Pack, optional equipment



TECHNICAL DATA

MOBILVETTA PLAY BY YOUR OWN RULES

There are rules and then there are your rules. Make your motorhome even more unique and perfect for your needs: Mobilvetta offers additional packs and accessories that adapt perfectly to the individual models to increase their versatility, optimise their functionality and boost their performance.

1 Driving comfort and safety



MATIC PACK
Automatic transmission.
Can be matched with engines
140 CV, 160 CV, 180 CV



VISION PACK.
Full LED headlights
Fog lights.



ADVANCED SAFETY PACK.
Full brake control
Lane departure warning system
Rain and dusk sensor
Traffic sign recognition + high
beam recognition
Adaptive Cruise Control
Intelligent speed assist
Driver drowsiness detection

2 Style and comfort on board



SPORT PACK
DRL LED
Leather steering wheel and
gear knob
Techno Silver dashboard
TPMS



PACK ARCTIC
Truma Combi 6E
"DuoControl" gas regulator
Heated windscreen
(motorhomes with cab and
motorhomes)
External covers
Internal dashboard covers.



EXTRA WARM PACK
Truma Combi 6E
"DuoControl" gas regulator
Heated floor
Heated windscreen
(motorhomes with cab and
motorhomes)
External covers
Internal dashboard covers.

3 Technology and innovation



DIGITAL PACK
Full Digital Cluster
10" Radio DAB Nav
Wireless dashboard charging
Double function rear-view camera
Adjustable 120 W solar panel
Automatic air conditioning



PREMIUM PACK
7" Radio Car Play, Android Auto
Double function rear-view camera
Adjustable 120 W solar panel



Wi-Fi router
32" Smart TV (K-Yacht Tekno Line)
24" Smart TV (Krosser, Kea)

4 Energy and autonomy




OUTDOOR PACK
External gas socket
External TV socket/12 V/220 V
External shower (inside maxi-garage).



ENERGY PACK
Compressor refrigerator
Lithium battery.

Packs are available depending on the range.
Check the optional price list with your dealer.



	weight	K-YACHT TEKNO LINE 64	K-YACHT TEKNO LINE 86	K-YACHT TEKNO LINE 90
CHASSIS				
Mechanical unit	--	Fiat Ducato	Fiat Ducato	Fiat Ducato
Al-Ko chassis	--	S	S	S
Engine, Power hp	--	2,2 MJ 140 HP	2,2 MJ 140 HP	2,2 MJ 140 HP
Maximum technically permissible weight (kg)	--	3500	3500	3500
Weight unladen in running conditions (kg)	--	3115 / 3160	3135 / 3160	3135 / 3160
Pay Load (Kg)	--	385 / 340	365 / 340	365 / 340
Wheelbase (mm)	--	3800	4035	4035
Maximum towable weight (kg)	--	2000	2000	2000
Wheels dimensions	--	16"	16"	16"
DIMENSIONS, PLACES AND MATERIALS				
Posti omologati	--	4	4	4
External lenght (mm)	--	6990	7510	7510
External width (mm)	--	2350	2350	2350
External height (mm) / Internal height (mm)	--	298 / 208	298 / 208	298 / 208
Locker (useful opening, cm)	--	112x87(72) - 112x87(72)	112x87(72) - 112x87(72)	112x87(72) - 112x87(72)
Max. internal garage height (cm)	--	112	112	106
Floor / walls / roof thickness (cm)	--	3,8-2,2 / 3,1 / 3,1	3,8-2,2 / 3,1 / 3,1	3,8-2,2 / 3,1 / 3,1
Floor / walls / roof material (mm)	--	VTR / ALL / VTR	VTR / ALL / VTR	VTR / ALL / VTR
Fiberglass roof, hail-proof	--	S	S	S
BERTHS				
Berths	--	4 (5)	4 (5)	4 (5)
Auxiliary bed in dinette	--	O	O	O
Rear Bed (cm)	--	R 195x83 - L 191x83	R 199x83 - L 203x84	194 x 150
Elevating Bed (cm)	--	190 x 145	190 x 145	190 x 145
Additional seat rear bed	--	S	S	-
Dimensions Auxiliary bed in Dinette (cm)	1	216 x 100 (O)	216 x 100 (O)	216 x 100 (O)

	weight	K-YACHT TEKNO LINE 64	K-YACHT TEKNO LINE 86	K-YACHT TEKNO LINE 90
SKYLIGHTS				
Panoramic roof (mm)	--	S (1000x800)	S (1000x800)	S (1000x800)
Rear skylight (mm)	--	S (700x500) / O (960x655)	S (700x500) / O (960x655)	S (700x500) / O (960x655)
Central skylight (mm)	--	S (400x400)	S (400x400)	S (400x400)
Dinette skylight (mm)	--	S (700x500) / O (960x655)	S (700x500) / O (960x655)	S (700x500) / O (960x655)
Skylight toilette/shower (cm)	--	S (40x40) / -	S (40x40) / -	S (40x40) / -
400x400 skylight (mm) with fan	--	S	S	S
Double-glazed windows with blind / mosquito net	--	S	S	S
INSTALLATIONS				
Burners / Gas oven	-- / 14	3 / O	3 / O	3 / O
Tank capacity : clear water / wastewater (L**)	--	145(20) / 135	145(20) / 135	145(20) / 135
Automatic trivalent fridge (220V, 12V, gas) (L)	--	145	145	145
Standard heating system	--	COMBI 6KW - CP PLUS	COMBI 6KW - CP PLUS	COMBI 6KW - CP PLUS
Space for 2 gas bottles (tot. Max 15 Kg)	--	S	S	S
Shower tray with double drain	--	S	S	S
Integrated and isolated entry step	--	S / S	S / S	S / S
Heated garage locker	--	S	S	S
Storage compartment floor hatch	--	S	S	S
Technical double floor	--	S	S	S
Front through storage	--	S	S	S
CHASSIS EQUIPMENTS				
Manual air conditionning	--	S	S	S
Driver and Passenger airbag	--	S	S	S
Cruise Control with speed limiter	--	S	S	S
ABS / ESC / Traction+	--	S / S / S	S / S / S	S / S / S
Swivelling driver' and passenger's seat	--	S	S	S
Cab seat covers	--	-	-	-
Automatic gearbox	4l	O (PACK MATIC)	O (PACK MATIC)	O (PACK MATIC)
Painted front bumper	--	-	-	-
DRL (Day runnig light)	--	S	S	S
BODY EQUIPMENTS				
Pleated cab blind	--	S	S	S
Beds with staves	--	S	S	S
Swivelling LCD holder	--	S	S	S
Internal LED lightening	--	S	S	S
XL Entrance door with two central locking points	--	S	S	S
Flyscreen for sliding door	--	S	S	S
Strip opening with locker	--	S	S	S
External LED light	--	S	S	S

S = standard O = optional - = not available
VTR=Fiberglas ALL=alluminium MTS=multilayer

****To increase the vehicle payload, when travelling it is possible to reduce the fresh water tank capacity to approx. 20 lt.**

The mass in running order includes the weight of the empty base vehicle, of the driver (75 kg), 100% of the fuel (60-l tank), fresh water (tank filled with 20 l while travelling), and aluminium gas cylinders (max.15 kg) filled to 90% of their capacity, and tolerance specified in the type-approval (+/- 5%) (2007/46/EC). Anything not included in the standard version of the vehicle, both living unit and chassis, results in an increase in weight in running order with resulting decreased payload up to the possible reduction of approved seats in the case of the total weight for the available payload value. The available payloads result from the difference between maximum permissible mass and running order mass and have a tolerance of 5%. During the purchase phase it is necessary to check the weight of the options to be installed on the vehicle.



	weight	KEA I 64	KEA I 67	KEA I 71
CHASSIS				
Mechanical unit	--	Fiat Ducato	Fiat Ducato	Fiat Ducato
Al-Ko chassis	--	-	-	-
Engine, Power hp	--	2,2 MJ 140 HP	2,2 MJ 140 HP	2,2 MJ 140 HP
Maximum technically permissible weight (kg)	--	3500	3500	3500
Weight unladen in running conditions (kg)	--	3070 / 3130	3070 / 3130	2960 / 3080
Pay Load (Kg)	--	430 / 370	430 / 370	540 / 420
Wheelbase (mm)	--	3800	3800	4035
Maximum towable weight (kg)	--	2000	2000	2000
Wheels dimensions	--	16"	16"	16"
DIMENSIONS, PLACES AND MATERIALS				
Posti omologati	--	4	4	4
External lenght (mm)	--	6990	6990	7200
External width (mm)	--	2350	2350	2350
External height (mm) / Internal height (mm)	--	295 / 208	295 / 208	295 / 208
Locker (useful opening, cm)	--	117x87(72) - 117x87(72)	117x102(72) - 117x102(72)	100x87(72) - 100x87(72)
Max. internal garage height (cm)	--	122	122	105
Floor / walls / roof thickness (cm)	--	5,4 / 3,1 / 3,1	5,4 / 3,1 / 3,1	5,4 / 3,1 / 3,1
Floor / walls / roof material (mm)	--	VTR / ALL / VTR	VTR / ALL / VTR	VTR / ALL / VTR
Fiberglass roof, hail-proof	--	S	S	S
BERTHS				
Berths	--	4 (5)	4 (5)	4 (5)
Auxiliary bed in dinette	--	O	O	O
Rear Bed (cm)	--	R 189x80 - L 189x80	215x135(132)	150 x 193
Elevating Bed (cm)	--	135 x 190	135 x 190	135 x 190
Additional seat rear bed	--	S	-	-
Dimensions Auxiliary bed in Dinette (cm)	1	216 x 98(63) (O)	216 x 73 [O]	216 x 98(75)

	weight	KEA I 64	KEA I 67	KEA I 71
SKYLIGHTS				
Panoramic roof (mm)	--	-	-	-
Rear skylight (mm)	--	S (700x500)	S (700x500)	S (700x500)
Central skylight (mm)	--	S (400x400)	S (400x400)	S (400x400)
Dinette skylight (mm)	--	S (700x500) / O (960x655)	S (700x500) / O (960x655)	S (700x500) / O (960x655)
Skylight toilette/shower (cm)	--	S (40x40) / -	S (40x40) / -	S (40x40) / -
400x400 skylight (mm) with fan	--	O	O	O
Double-glazed windows with blind / mosquito net	--	S	S	S
INSTALLATIONS				
Burners / Gas oven	-- / 14	3 / O	3 / O	3 / O
Tank capacity : clear water / wastewater (L**)	--	120(20) / 100	120(20) / 100	120(20) / 100
Automatic trivalent fridge (220V, 12V, gas) (L)	--	145	145	145
Standard heating system	--	COMBI 6KW - CP PLUS	COMBI 6KW - CP PLUS	COMBI 6KW - CP PLUS
Space for 2 gas bottles (tot. Max 15 Kg)	--	S	S	S
Shower tray with double drain	--	S	S	S
Integrated and isolated entry step	--	S / O	S / O	S / O
Heated garage locker	--	S	S	S
Storage compartment floor hatch	--	S	S	S
Technical double floor	--	-	-	-
Front through storage	--	-	-	-
CHASSIS EQUIPMENTS				
Manual air conditionning	--	S	S	S
Driver and Passenger airbag	--	S	S	S
Cruise Control with speed limiter	--	S	S	S
ABS / ESC / Traction+	--	S / S / S	S / S / S	S / S / S
Swivelling driver' and passenger's seat	--	S	S	S
Cab seat covers	--	S	S	S
Automatic gearbox	4l	O (PACK MATIC)	O (PACK MATIC)	O (PACK MATIC)
Painted front bumper	--	S	S	S
DRL (Day runnig light)	--	O	O	O
BODY EQUIPMENTS				
Pleated cab blind	--	S	S	S
Beds with staves	--	S	S	S
Swivelling LCD holder	--	S	S	S
Internal LED lightening	--	S	S	S
XL Entrance door with two central locking points	--	S	S	S
Flyscreen for sliding door	--	S	S	S
Strip opening with locker	--	S	S	S
External LED light	--	S	S	S

S = standard O = optional - = not available
VTR=Fiberglas ALL=alluminium MTS=multilayer

****To increase the vehicle payload, when travelling it is possible to reduce the fresh water tank capacity to approx. 20 lt.**

The mass in running order includes the weight of the empty base vehicle, of the driver (75 kg), 100% of the fuel (60-l tank), fresh water (tank filled with 20 l while travelling), and aluminium gas cylinders (max.15 kg) filled to 90% of their capacity, and tolerance specified in the type-approval (+/- 5%) (2007/46/EC). Anything not included in the standard version of the vehicle, both living unit and chassis, results in an increase in weight in running order with resulting decreased payload up to the possible reduction of approved seats in the case of the total weight for the available payload value. The available payloads result from the difference between maximum permissible mass and running order mass and have a tolerance of 5%. During the purchase phase it is necessary to check the weight of the options to be installed on the vehicle.



	weight	KEA I 86	KEA I 90
CHASSIS			
Mechanical unit	--	Fiat Ducato	Fiat Ducato
Al-Ko chassis	--	-	-
Engine, Power hp	--	2,2 MJ 140 HP	2,2 MJ 140 HP
Maximum technically permissible weight (kg)	--	3500	3500
Weight unladen in running conditions (kg)	--	2960 / 3080	3100 / 3160
Pay Load (Kg)	--	540 / 420	400 / 340
Wheelbase (mm)	--	4035	4035
Maximum towable weight (kg)	--	2000	2000
Wheels dimensions	--	16"	16"
DIMENSIONS, PLACES AND MATERIALS			
Posti omologati	--	4	4
External lenght (mm)	--	7470	7470
External width (mm)	--	2350	2350
External height (mm) / Internal height (mm)	--	295 / 208	295 / 208
Locker (useful opening, cm)	--	117x87(72) - 117x87(72)	117x87(72) - 117x87(72)
Max. internal garage height (cm)	--	119,5	122
Floor / walls / roof thickness (cm)	--	5,4 / 3,1 / 3,1	5,4 / 3,1 / 3,1
Floor / walls / roof material (mm)	--	VTR / ALL / VTR	VTR / ALL / VTR
Fiberglass roof, hail-proof	--	S	S
BERTHS			
Berths	--	4 (5)	4 (5)
Auxiliary bed in dinette	--	O	O
Rear Bed (cm)	--	R 198x80 - L 200,5x80	194 x 150
Elevating Bed (cm)	--	135 x 190	135 x 190
Additional seat rear bed	--	S	-
Dimensions Auxiliary bed in Dinette (cm)	1	212 x 83 [O]	212 x 83 [O]

	weight	KEA I 86	KEA I 90
SKYLIGHTS			
Panoramic roof (mm)	--	-	-
Rear skylight (mm)	--	S (700x500)	S (700x500)
Central skylight (mm)	--	S (400x400)	S (400x400)
Dinette skylight (mm)	--	S (700x500) / O (960x655)	S (700x500) / O (960x655)
Skylight toilette/shower (cm)	--	S (40x40) / S (28x28)	S (40x40) / S (28x28)
400x400 skylight (mm) with fan	--	O	O
Double-glazed windows with blind / mosquito net	--	S	S
INSTALLATIONS			
Burners / Gas oven	-- / 14	3 / O	3 / O
Tank capacity : clear water / wastewater (L**)	--	120(20) / 100	120(20) / 100
Automatic trivalent fridge (220V, 12V, gas) (L)	--	145	145
Standard heating system	--	COMBI 6KW - CP PLUS	COMBI 6KW - CP PLUS
Space for 2 gas bottles (tot. Max 15 Kg)	--	S	S
Shower tray with double drain	--	S	S
Integrated and isolated entry step	--	S / O	S / O
Heated garage locker	--	S	S
Storage compartment floor hatch	--	S	S
Technical double floor	--	-	-
Front through storage	--	-	-
CHASSIS EQUIPMENTS			
Manual air conditionning	--	S	S
Driver and Passenger airbag	--	S	S
Cruise Control with speed limiter	--	S	S
ABS / ESC / Traction+	--	S / S / S	S / S / S
Swivelling driver' and passenger's seat	--	S	S
Cab seat covers	--	S	S
Automatic gearbox	4l	O (PACK MATIC)	O (PACK MATIC)
Painted front bumper	--	S	S
DRL (Day runnig light)	--	O	O
BODY EQUIPMENTS			
Pleated cab blind	--	S	S
Beds with staves	--	S	S
Swivelling LCD holder	--	S	S
Internal LED lightening	--	S	S
XL Entrance door with two central locking points	--	S	S
Flyscreen for sliding door	--	S	S
Strip opening with locker	--	S	S
External LED light	--	S	S

S = standard O = optional - = not available
VTR=Fiberglas ALL=alluminium MTS=multilayer

****To increase the vehicle payload, when travelling it is possible to reduce the fresh water tank capacity to approx. 20 lt.**

The mass in running order includes the weight of the empty base vehicle, of the driver (75 kg), 100% of the fuel (60-l tank), fresh water (tank filled with 20 l while travelling), and aluminium gas cylinders (max.15 kg) filled to 90% of their capacity, and tolerance specified in the type-approval (+/- 5%) (2007/46/EC). Anything not included in the standard version of the vehicle, both living unit and chassis, results in an increase in weight in running order with resulting decreased payload up to the possible reduction of approved seats in the case of the total weight for the available payload value. The available payloads result from the difference between maximum permissible mass and running order mass and have a tolerance of 5%. During the purchase phase it is necessary to check the weight of the options to be installed on the vehicle.



	weight	with elevating bed	low profile	with elevating bed	low profile
CHASSIS					
Mechanical unit	--	Fiat Ducato	Fiat Ducato	Fiat Ducato	Fiat Ducato
Al-Ko chassis	--	-	-	-	-
Engine, Power hp	--	2,2 MJ 140 HP	2,2 MJ 140 HP	2,2 MJ 140 HP	2,2 MJ 140 HP
Maximum technically permissible weight (kg)	--	3500	3500	3500	3500
Weight unladen in running conditions (kg)	--	3105 / 3160	3105 / 3160	3105 / 3155	3105 / 3155
Pay Load (Kg)	--	395 / 340	395 / 340	395 / 345	395 / 345
Wheelbase (mm)	--	3800	3800	4035	4035
Maximum towable weight (kg)	--	2000	2000	2000	2000
Wheels dimensions	--	16"	16"	16"	16"
DIMENSIONS, PLACES AND MATERIALS					
Posti omologati	--	4	4	4	4
External lenght (mm)	--	6990	6990	7450	7450
External width (mm)	--	2350	2350	2350	2350
External height (mm) / Internal height (mm)	--	305 / 208	305 / 208	305 / 208	305 / 208
Locker (useful opening, cm)	--	130x87(72) - 130x87(72)	130x87(72) - 130x87(72)	130x102(72) - 130x102(72)	130x102(72) - 130x102(72)
Max. internal garage height (cm)	--	120	120	135	135
Floor / walls / roof thickness (cm)	--	3,8-2,2 / 3,1 / 3,1	3,8-2,2 / 3,1 / 3,1	3,8-2,2 / 3,1 / 3,1	3,8-2,2 / 3,1 / 3,1
Floor / walls / roof material (mm)	--	VTR / ALL / VTR	VTR / ALL / VTR	VTR / ALL / VTR	VTR / ALL / VTR
Fiberglass roof, hail-proof	--	S	S	S	S
BERTHS					
Berths	--	4 (5)	3	4 (5)	3
Auxiliary bed in dinette	--	O	S	O	S
Rear Bed (cm)	--	R 189x80 - L 189x80	R 189x80 - L 189x80	215 x 136	215 x 136
Elevating Bed (cm)	--	190 x 128 (107)	-	190 x 133/124	-
Additional seat rear bed	--	S	S	-	-
Dimensions Auxiliary bed in Dinette (cm)	1	216 x 98(63) (O)	216 x 98(63)	216,5 x 106 (O)	216,5 x 106

		KROSSER 64		KROSSER 70	
	weight	with elevating bed	low profile	with elevating bed	low profile
SKYLIGHTS					
Panoramic roof (mm)	--	S (1000x800)	S (1000x800)	S (1000x800)	S (1000x800)
Rear skylight (mm)	--	S (700x500) / O (960x655)	S (700x500) / O (960x655)	S (700x500) / O (960x655)	S (700x500) / O (960x655)
Central skylight (mm)	--	S (400x400)	S (400x400)	S (400x400)	S (400x400)
Dinette skylight (mm)	--	-	S (960x655)	-	S (960x655)
Skylight toilette/shower (cm)	--	S (40x40) / -	S (40x40) / -	S (40x40) / -	S (40x40) / -
400x400 skylight (mm) with fan	--	S	S	S	S
Double-glazed windows with blind / mosquito net	--	S	S	S	S
INSTALLATIONS					
Burners / Gas oven	-- / 14	3 / O	3 / O	3 / O	3 / O
Tank capacity : clear water / wastewater (L**)	--	145(20) / 135	145(20) / 135	145(20) / 135	145(20) / 135
Automatic trivalent fridge (220V, 12V, gas) (L)	--	145	145	145	145
Standard heating system	--	COMBI 6KW - CP PLUS	COMBI 6KW - CP PLUS	COMBI 6KW - CP PLUS	COMBI 6KW - CP PLUS
Space for 2 gas bottles (tot. Max 15 Kg)	--	S	S	S	S
Shower tray with double drain	--	S	S	S	S
Integrated and isolated entry step	--	S / S	S / S	S / S	S / S
Heated garage locker	--	S	S	S	S
Storage compartment floor hatch	--	S	S	S	S
Technical double floor	--	S	S	S	S
Front through storage	--	S	S	S	S
CHASSIS EQUIPMENTS					
Manual air conditionning	--	S	S	S	S
Driver and Passenger airbag	--	S	S	S	S
Cruise Control with speed limiter	--	S	S	S	S
ABS / ESC / Traction+	--	S / S / S	S / S / S	S / S / S	S / S / S
Swivelling driver' and passenger's seat	--	S	S	S	S
Cab seat covers	--	S	S	S	S
Automatic gearbox	4l	O (PACK MATIC)	O (PACK MATIC)	O (PACK MATIC)	O (PACK MATIC)
Painted front bumper	--	S	S	S	S
DRL (Day runnig light)	--	O	O	O	O
BODY EQUIPMENTS					
Pleated cab blind	--	S	S	S	S
Beds with staves	--	S	S	S	S
Swivelling LCD holder	--	S	S	S	S
Internal LED lightening	--	S	S	S	S
XL Entrance door with two central locking points	--	S	S	S	S
Flyscreen for sliding door	--	S	S	S	S
Strip opening with locker	--	S	S	S	S
External LED light	--	S	S	S	S

S = standard O = optional - = not available
VTR=Fiberglas ALL=alluminium MTS=multilayer

****To increase the vehicle payload, when travelling it is possible to reduce the fresh water tank capacity to approx. 20 lt.**

The mass in running order includes the weight of the empty base vehicle, of the driver (75 kg), 100% of the fuel (60-l tank), fresh water (tank filled with 20 l while travelling), and aluminium gas cylinders (max.15 kg) filled to 90% of their capacity, and tolerance specified in the type-approval (+/- 5%) (2007/46/EC). Anything not included in the standard version of the vehicle, both living unit and chassis, results in an increase in weight in running order with resulting decreased payload up to the possible reduction of approved seats in the case of the total weight for the available payload value. The available payloads result from the difference between maximum permissible mass and running order mass and have a tolerance of 5%. During the purchase phase it is necessary to check the weight of the options to be installed on the vehicle.



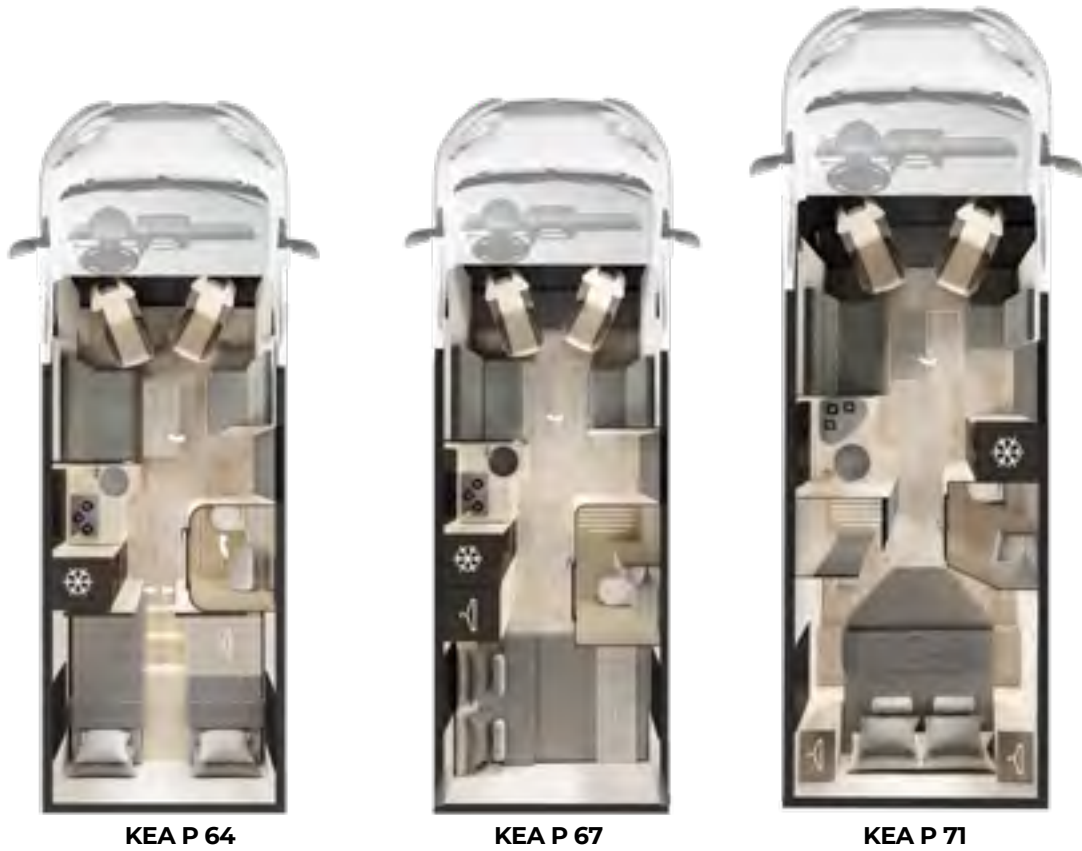
	weight	with elevating bed	low profile	with elevating bed	low profile
CHASSIS					
Mechanical unit	--	Fiat Ducato	Fiat Ducato	Fiat Ducato	Fiat Ducato
Al-Ko chassis	--	-	-	-	-
Engine, Power hp	--	2,2 MJ 140 HP	2,2 MJ 140 HP	2,2 MJ 140 HP	2,2 MJ 140 HP
Maximum technically permissible weight (kg)	--	3500	3500	3500	3500
Weight unladen in running conditions (kg)	--	3105 / 3155	3105 / 3155	3105 / 3155	3105 / 3155
Pay Load (Kg)	--	395 / 345	395 / 345	395 / 345	395 / 345
Wheelbase (mm)	--	4035	4035	4035	4035
Maximum towable weight (kg)	--	2000	2000	2000	2000
Wheels dimensions	--	16"	16"	16"	16"
DIMENSIONS, PLACES AND MATERIALS					
Posti omologati	--	4	4	4	4
External lenght (mm)	--	7450	7450	7450	7450
External width (mm)	--	2350	2350	2350	2350
External height (mm) / Internal height (mm)	--	305 / 208	305 / 208	305 / 208	305 / 208
Locker (useful opening, cm)	--	117x97(72) - 117x92(72)	117x97(72) - 117x92(72)	117x97(72) - 107x92(72)	117x97(72) - 107x92(72)
Max. internal garage height (cm)	--	119	119	122	122
Floor / walls / roof thickness (cm)	--	3,8-2,2 / 3,1 / 3,1	3,8-2,2 / 3,1 / 3,1	3,8-2,2 / 3,1 / 3,1	3,8-2,2 / 3,1 / 3,1
Floor / walls / roof material (mm)	--	VTR / ALL / VTR	VTR / ALL / VTR	VTR / ALL / VTR	VTR / ALL / VTR
Fiberglass roof, hail-proof	--	S	S	S	S
BERTHS					
Berths	--	4 (5)	3	4 (5)	3
Auxiliary bed in dinette	--	O	S	O	S
Rear Bed (cm)	--	R 80x200 - L 80x197	R 80x200 - L 80x197	190 x 150	190 x 150
Elevating Bed (cm)	--	190 x 128 (107)	-	190 x 128 (107)	-
Additional seat rear bed	--	S	S	-	-
Dimensions Auxiliary bed in Dinette (cm)	1	216,5 x 98,5 (O)	216,5 x 98,5	216,5 x 98,5 (O)	216,5 x 98,5

		KROSSER 86		KROSSER 90	
	weight	with elevating bed	low profile	with elevating bed	low profile
SKYLIGHTS					
Panoramic roof (mm)	--	S (1000x800)	S (1000x800)	S (1000x800)	S (1000x800)
Rear skylight (mm)	--	S (700x500) / O (960x655)	S (700x500) / O (960x655)	S (700x500) / O (960x655)	S (700x500) / O (960x655)
Central skylight (mm)	--	S (400x400)	S (400x400)	S (400x400)	S (400x400)
Dinette skylight (mm)	--	-	S (960x655)	-	S (960x655)
Skylight toilette/shower (cm)	--	S (40x40) / -	S (40x40) / -	S (40x40) / -	S (40x40) / -
400x400 skylight (mm) with fan	--	S	S	S	S
Double-glazed windows with blind / mosquito net	--	S	S	S	S
INSTALLATIONS					
Burners / Gas oven	-- / 14	3 / O	3 / O	3 / O	3 / O
Tank capacity : clear water / wastewater (L**)	--	145(20) / 135	145(20) / 135	145(20) / 135	145(20) / 135
Automatic trivalent fridge (220V, 12V, gas) (L)	--	145	145	145	145
Standard heating system	--	COMBI 6KW - CP PLUS	COMBI 6KW - CP PLUS	COMBI 6KW - CP PLUS	COMBI 6KW - CP PLUS
Space for 2 gas bottles (tot. Max 15 Kg)	--	S	S	S	S
Shower tray with double drain	--	S	S	S	S
Integrated and isolated entry step	--	S / S	S / S	S / S	S / S
Heated garage locker	--	S	S	S	S
Storage compartment floor hatch	--	S	S	S	S
Technical double floor	--	S	S	S	S
Front through storage	--	S	S	S	S
CHASSIS EQUIPMENTS					
Manual air conditionning	--	S	S	S	S
Driver and Passenger airbag	--	S	S	S	S
Cruise Control with speed limiter	--	S	S	S	S
ABS / ESC / Traction+	--	S / S / S	S / S / S	S / S / S	S / S / S
Swivelling driver' and passenger's seat	--	S	S	S	S
Cab seat covers	--	S	S	S	S
Automatic gearbox	4l	O (PACK MATIC)	O (PACK MATIC)	O (PACK MATIC)	O (PACK MATIC)
Painted front bumper	--	S	S	S	S
DRL (Day runnig light)	--	O	O	O	O
BODY EQUIPMENTS					
Pleated cab blind	--	S	S	S	S
Beds with staves	--	S	S	S	S
Swivelling LCD holder	--	S	S	S	S
Internal LED lightening	--	S	S	S	S
XL Entrance door with two central locking points	--	S	S	S	S
Flyscreen for sliding door	--	S	S	S	S
Strip opening with locker	--	S	S	S	S
External LED light	--	S	S	S	S

S = standard O = optional - = not available
VTR=Fiberglas ALL=alluminium MTS=multilayer

****To increase the vehicle payload, when travelling it is possible to reduce the fresh water tank capacity to approx. 20 lt.**

The mass in running order includes the weight of the empty base vehicle, of the driver (75 kg), 100% of the fuel (60-l tank), fresh water (tank filled with 20 l while travelling), and aluminium gas cylinders (max.15 kg) filled to 90% of their capacity, and tolerance specified in the type-approval (+/- 5%) (2007/46/EC). Anything not included in the standard version of the vehicle, both living unit and chassis, results in an increase in weight in running order with resulting decreased payload up to the possible reduction of approved seats in the case of the total weight for the available payload value. The available payloads result from the difference between maximum permissible mass and running order mass and have a tolerance of 5%. During the purchase phase it is necessary to check the weight of the options to be installed on the vehicle.



	weight	low profile	with elevating bed	low profile	with elevating bed	low profile	with elevating bed
CHASSIS							
Mechanical unit	--	Fiat Ducato	Fiat Ducato	Fiat Ducato	Fiat Ducato	Fiat Ducato	Fiat Ducato
Al-Ko chassis	--	-	-	-	-	-	-
Engine, Power hp	--	2,2 MJ 140 HP	2,2 MJ 140 HP	2,2 MJ 140 HP	2,2 MJ 140 HP	2,2 MJ 140 HP	2,2 MJ 140 HP
Maximum technically permissible weight (kg)	--	3500	3500	3500	3500	3500	3500
Weight unladen in running conditions (kg)	--	3070 / 3130	3070 / 3130	2960 / 3080	2960 / 3080	3100 / 3160	3100 / 3160
Pay Load (Kg)	--	430 / 370	430 / 370	540 / 420	540 / 420	400 / 340	400 / 340
Wheelbase (mm)	--	3800	3800	3800	3800	3800	3800
Maximum towable weight (kg)	--	2000	2000	2000	2000	2000	2000
Wheels dimensions	--	16"	16"	16"	16"	16"	16"
DIMENSIONS, PLACES AND MATERIALS							
Posti omologati	--	4	4	4	4	4	4
External lenght (mm)	--	6990	6990	6990	6990	7200	7200
External width (mm)	--	2350	2350	2350	2350	2350	2350
External height (mm) / Internal height (mm)	--	295 / 208	295 / 208	295 / 208	295 / 208	295 / 208	295 / 208
Locker (useful opening, cm)	--	117x87(72) - 117x87(72)	117x87(72) - 117x87(72)	117x102(72) - 117x102(72)	117x102(72) - 117x102(72)	100x87(72) - 100x87(72)	100x87(72) - 100x87(72)
Max. internal garage height (cm)	--	122	122	122	122	105	105
Floor / walls / roof thickness (cm)	--	5,4 / 3,1 / 3,1	5,4 / 3,1 / 3,1	5,4 / 3,1 / 3,1	5,4 / 3,1 / 3,1	5,4 / 3,1 / 3,1	5,4 / 3,1 / 3,1
Floor / walls / roof material (mm)	--	VTR / ALL / VTR	VTR / ALL / VTR	VTR / ALL / VTR	VTR / ALL / VTR	VTR / ALL / VTR	VTR / ALL / VTR
Fiberglass roof, hail-proof	--	S	S	S	S	S	S
BERTHS							
Berths	--	3	4 (5)	3	4 (5)	3	4 (5)
Auxiliary bed in dinette	--	S	O	S	O	S	O
Rear Bed (cm)	--	R 189x80 - L 189x80	R 189x80 L 189x80	215 x 135(132)	215 x 135(132)	193 x 150	193 x 150
Elevating Bed (cm)	--	-	190 x 128 (107)	-	190 x 128 (107)	-	190 x 128 (107)
Additional seat rear bed	--	S	S	-	-	-	-
Dimensions Auxiliary bed in Dinette (cm)	1	216 x 98(63)	216 x 98(63) (O)	216 x 73	216 x 73 (O)	216 x 98(75)	216 x 98(75) (O)

		KEA P 64		KEA P 67		KEA P 71	
	weight	low profile	with elevating bed	low profile	with elevating bed	low profile	with elevating bed
SKYLIGHTS							
Panoramic roof (mm)	--	S (1000x800)	S (1000x800)	S (1000x800)	S (1000x800)	S (1000x800)	S (1000x800)
Rear skylight (mm)	--	S (700x500)	S (700x500)	S (700x500)	S (700x500)	S (700x500)	S (700x500)
Central skylight (mm)	--	S (400x400)	S (400x400)	S (400x400)	S (400x400)	S (400x400)	S (400x400)
Dinette skylight (mm)	--	S (960x655)	-	S (960x655)	-	S (960x655)	-
Skylight toilette/shower (cm)	--	S (40x40) / -	S (40x40) / -	S (40x40) / -	S (40x40) / -	S (40x40) / S (28x28)	S (40x40) / S (28x28)
400x400 skylight (mm) with fan	--	O	O	O	O	O	O
Double-glazed windows with blind / mosquito net	--	S	S	S	S	S	S
INSTALLATIONS							
Burners / Gas oven	-- / 14	3 / O	3 / O	3 / O	3 / O	3 / O	3 / O
Tank capacity : clear water / wastewater (L**)	--	120(20) / 100	120(20) / 100	120(20) / 100	120(20) / 100	120(20) / 100	120(20) / 100
Automatic trivalent fridge (220V, 12V, gas) (L)	--	145	145	145	145	145	145
Standard heating system	--	COMBI 6KW - CP PLUS	COMBI 6KW - CP PLUS	COMBI 6KW - CP PLUS	COMBI 6KW - CP PLUS	COMBI 6KW - CP PLUS	COMBI 6KW - CP PLUS
Space for 2 gas bottles (tot. Max 15 Kg)	--	S	S	S	S	S	S
Shower tray with double drain	--	S	S	S	S	S	S
Integrated and isolated entry step	--	S / O	S / O	S / O	S / O	S / O	S / O
Heated garage locker	--	S	S	S	S	S	S
Storage compartment floor hatch	--	S	S	S	S	S	S
Technical double floor	--	-	-	-	-	-	-
Front through storage	--	-	-	-	-	-	-
CHASSIS EQUIPMENTS							
Manual air conditionning	--	S	S	S	S	S	S
Driver and Passenger airbag	--	S	S	S	S	S	S
Cruise Control with speed limiter	--	S	S	S	S	S	S
ABS / ESC / Traction+	--	S / S / S	S / S / S	S / S / S	S / S / S	S / S / S	S / S / S
Swivelling driver' and passenger's seat	--	S	S	S	S	S	S
Cab seat covers	--	S	S	S	S	S	-
Automatic gearbox	4l	O (PACK MATIC)	O (PACK MATIC)	O (PACK MATIC)	O (PACK MATIC)	O (PACK MATIC)	O (PACK MATIC)
Painted front bumper	--	S	S	S	S	S	S
DRL (Day runnig light)	--	O	O	O	O	O	O
BODY EQUIPMENTS							
Pleated cab blind	--	S	S	S	S	S	S
Beds with staves	--	S	S	S	S	S	S
Swivelling LCD holder	--	S	S	S	S	S	S
Internal LED lightening	--	S	S	S	S	S	S
XL Entrance door with two central locking points	--	S	S	S	S	S	S
Flyscreen for sliding door	--	S	S	S	S	S	S
Strip opening with locker	--	S	S	S	S	S	S
External LED light	--	S	S	S	S	S	S

S = standard O = optional - = not available
VTR=Fiberglas ALL=alluminium MTS=multilayer

****To increase the vehicle payload, when travelling it is possible to reduce the fresh water tank capacity to approx. 20 lt.**

The mass in running order includes the weight of the empty base vehicle, of the driver (75 kg), 100% of the fuel (60-l tank), fresh water (tank filled with 20 l while travelling), and aluminium gas cylinders (max.15 kg) filled to 90% of their capacity, and tolerance specified in the type-approval (+/- 5%) (2007/46/EC). Anything not included in the standard version of the vehicle, both living unit and chassis, results in an increase in weight in running order with resulting decreased payload up to the possible reduction of approved seats in the case of the total weight for the available payload value. The available payloads result from the difference between maximum permissible mass and running order mass and have a tolerance of 5%. During the purchase phase it is necessary to check the weight of the options to be installed on the vehicle.



	weight	low profile	with elevating bed	low profile	with elevating bed
CHASSIS					
Mechanical unit	--	Fiat Ducato	Fiat Ducato	Fiat Ducato	Fiat Ducato
Al-Ko chassis	--	-	-	-	-
Engine, Power hp	--	2,2 MJ 140 HP	2,2 MJ 140 HP	2,2 MJ 140 HP	2,2 MJ 140 HP
Maximum technically permissible weight (kg)	--	3500	3500	3500	3500
Weight unladen in running conditions (kg)	--	3100 / 3155	3100 / 3155	3100 / 3155	3100 / 3155
Pay Load (Kg)	--	400 / 345	400 / 345	400 / 345	400 / 345
Wheelbase (mm)	--	4035	4035	4035	4035
Maximum towable weight (kg)	--	2000	2000	2000	2000
Wheels dimensions	--	16"	16"	16"	16"
DIMENSIONS, PLACES AND MATERIALS					
Posti omologati	--	4	4	4	4
External lenght (mm)	--	7470	7470	7470	7470
External width (mm)	--	2350	2350	2350	2350
External height (mm) / Internal height (mm)	--	295 / 208	295 / 208	295 / 208	295 / 208
Locker (useful opening, cm)	--	117x87(72) - 117x87(72)	117x87(72) - 117x87(72)	117x87(72) - 117x87(72)	117x87(72) - 117x87(72)
Max. internal garage height (cm)	--	122	122	122	122
Floor / walls / roof thickness (cm)	--	5,4 / 3,1 / 3,1	5,4 / 3,1 / 3,1	5,4 / 3,1 / 3,1	5,4 / 3,1 / 3,1
Floor / walls / roof material (mm)	--	VTR / ALL / VTR	VTR / ALL / VTR	VTR / ALL / VTR	VTR / ALL / VTR
Fiberglass roof, hail-proof	--	S	S	S	S
BERTHS					
Berths	--	3	4 (5)	3	4 (5)
Auxiliary bed in dinette	--	S	O	S	O
Rear Bed (cm)	--	R 198x80 - L 200,5x80	R 198x80 - L 200,5x80	194 x 150	194 x 150
Elevating Bed (cm)	--	-	190 x 128 (107)	-	190 x 128 (107)
Additional seat rear bed	--	S	S	-	-
Dimensions Auxiliary bed in Dinette (cm)	1	212 x 98,5(83,5)	212 x 98,5(83,5) (O)	212 x 98,5(83,5)	212 x 98,5(83,5) (O)

	KEA P 86			KEA P 90	
	weight	low profile	with elevating bed	low profile	with elevating bed
SKYLIGHTS					
Panoramic roof (mm)	--	S (1000x800)	S (1000x800)	S (1000x800)	S (1000x800)
Rear skylight (mm)	--	S (700x500)	S (700x500)	S (700x500)	S (700x500)
Central skylight (mm)	--	S (400x400)	S (400x400)	S (400x400)	S (400x400)
Dinette skylight (mm)	--	S (960x655)	-	S (960x655)	-
Skylight toilette/shower (cm)	--	S (40x40) / S (28x28)	S (40x40) / S (28x28)	S (400x400) / S (280x280)	S (400x400) / S (280x280)
400x400 skylight (mm) with fan	--	O	O	O	O
Double-glazed windows with blind / mosquito net	--	S	S	S	S
INSTALLATIONS					
Burners / Gas oven	-- / 14	3 / O	3 / O	3 / O	3 / O
Tank capacity : clear water / wastewater (L**)	--	120(20) / 100	120(20) / 100	120(20) / 100	120(20) / 100
Automatic trivalent fridge (220V, 12V, gas) (L)	--	145	145	145	145
Standard heating system	--	COMBI 6KW - CP PLUS	COMBI 6KW - CP PLUS	COMBI 6KW - CP PLUS	COMBI 6KW - CP PLUS
Space for 2 gas bottles (tot. Max 15 Kg)	--	S	S	S	S
Shower tray with double drain	--	S	S	S	S
Integrated and isolated entry step	--	S / O	S / O	S / O	S / O
Heated garage locker	--	S	S	S	S
Storage compartment floor hatch	--	S	S	S	S
Technical double floor	--	-	-	-	-
Front through storage	--	-	-	-	-
CHASSIS EQUIPMENTS					
Manual air conditionning	--	S	S	S	S
Driver and Passenger airbag	--	S	S	S	S
Cruise Control with speed limiter	--	S	S	S	S
ABS / ESC / Traction+	--	S / S / S	S / S / S	S / S / S	S / S / S
Swivelling driver' and passenger's seat	--	S	S	S	S
Cab seat covers	--	-	-	-	-
Automatic gearbox	4l	O (PACK MATIC)	O (PACK MATIC)	O (PACK MATIC)	O (PACK MATIC)
Painted front bumper	--	S	S	S	S
DRL (Day runnig light)	--	O	O	O	O
BODY EQUIPMENTS					
Pleated cab blind	--	S	S	S	S
Beds with staves	--	S	S	S	S
Swivelling LCD holder	--	S	S	S	S
Internal LED lightening	--	S	S	S	S
XL Entrance door with two central locking points	--	S	S	S	S
Flyscreen for sliding door	--	S	S	S	S
Strip opening with locker	--	S	S	S	S
External LED light	--	S	S	S	S

S = standard O = optional - = not available
VTR=Fiberglas ALL=alluminium MTS=multilayer

****To increase the vehicle payload, when travelling it is possible to reduce the fresh water tank capacity to approx. 20 lt.**

The mass in running order includes the weight of the empty base vehicle, of the driver (75 kg), 100% of the fuel (60-l tank), fresh water (tank filled with 20 l while travelling), and aluminium gas cylinders (max.15 kg) filled to 90% of their capacity, and tolerance specified in the type-approval (+/- 5%) (2007/46/EC). Anything not included in the standard version of the vehicle, both living unit and chassis, results in an increase in weight in running order with resulting decreased payload up to the possible reduction of approved seats in the case of the total weight for the available payload value. The available payloads result from the difference between maximum permissible mass and running order mass and have a tolerance of 5%. During the purchase phase it is necessary to check the weight of the options to be installed on the vehicle.

MOBILVETTA

THE PRIVILEGE OF CHOOSING
HOW TO **TRAVEL IN SAFETY,**
COMFORT AND BEST
performance

High performance with low environmental impact.
Mobilvetta chooses Euro 6d-Final engines.

- NEW MOTORS: BETTER READINESS FOR OVERTAKING AND UPHILLS
- REDUCED EMISSIONS
- GREATER DRIVING SATISFACTION

	140 Multijet3	160 Multijet3	180 Multijet3
Power (HP)	140 Multijet 3	160 Multijet 3	180 Multijet 3
Torque (Nm)	350 (CM) /1400-2500 rpm 380 (CA) /1400-2250 rpm	350 (CM) /1500-2500 rpm 400 (CA) /1500-2250 rpm	380 (CM) /1500-3000 rpm 450 (CA) /1500-1750 rpm
Turbines	Variable geometry	Variable geometry	Variable geometry

1 THE NEW MULTIJET 3: TOP PERFORMANCE, INDUSTRIAL DESIGN.
Multijet 3 matches lightness, reduced noise and an industrial engine durability with torques curves and power steps aligned to the current Ducato engines line-up.



2 MORE COMFORT, LESS CONSUMPTION & WEIGHT
All-New engine
Top Class Fuel Consumption/Emissions
Reduced weight
Reduced noise level

ELECTRIC POWER STEERING SYSTEM
The turning circle of Ducato Motorhome is one of the smallest in its category
The brand new electric power steering system replaces hydraulic system on whole range and offers increased steering precision, higher driving pleasure, Improved fuel consumption and reduced CO2 emissions.

3 DASHBOARD
Comfortable & User friendly.
Fully Re-designed.
New cabin atmosphere thanks to the new White Backlighting, extended to every single command.
New door panels & storage compartments.

CLUSTER
3,5" Cluster. The central area is digital. In black and white for maximum readability,

STEERING WHEEL AND GEAR LEVERS
New car -like design.
Specific setup adapts steering effort to vehicle speed.
The gear lever is more ergonomic and rounded.



Expect the best for great holidays. Full equipped, comfort, safety on board.
Standard equipment:



Manual cab **climate control**
Cruise Control with Speed Limiter.
ESC: Electronic Stability Control, monitors acceleration, speed and grip. Includes roll-over mitigation, which improves stability by reducing roll. It includes: LAC (Load Adaptive Control): monitors load distribution, ARS: prevents wheel slip during acceleration, MSR (Schleppmoment Regelung Motor): prevents loss of grip during sudden manoeuvres, HBA (Hydraulic Brake Assistance): helps with emergency braking, Hill Holder that keeps the vehicle stationary during uphill starts, Cross wind Assist: help stabilize the vehicle through strong crosswinds, Trailer Stability Control System: and corrects any dangerous trailer swing, Post collision breaking System: in the event of an accident, automatically applying brakes.
ECO Pack includes: smart alternator, intelligent alternator that provides only the necessary energy, Start and Stop, for lower fuel consumption, electronic fuel pump, for energy saving and for a high efficiency of fuel use.
Traction + is the device to control the stability of the vehicle in conditions of poor grip of a single driving wheel. It includes Hill Descent Control for controlled speed on steep descents while saving on brakes
Steering wheel controls

Among the options:
Automatic transmission: 9-speed, for a relaxed and pleasant driving experience. Better performance: up to 16% more torque.



The masses indicated in this catalogue refer to the provisions of European Directive 2007/46/EC

MASS IN RUNNING ORDER

It includes the weight of the empty base vehicle, of the driver (75 kg), 100% of the fuel (60-l tank), fresh water (tank filled with 20 l while travelling), and a gas tank for living purposes (20 kg).

The mass in running order, and consequently the payload and/or certified seats may vary depending on the accessories installed

PAYLOAD

This consists of the difference between the maximum technically permissible laden mass and the mass in running order. It includes elements for living purposes, the transported passengers defined by the manufacturer (driver excluded), and the personal effects.

The payload calculation is based on the following parameters: 75 kg for each passenger (driver excluded), 10 kg of baggage for each passenger and for the driver, 10 kg for each metre of length of the vehicle, plus the remaining payload, which can be used for the installation of accessories or for additional baggage.

All masses and loads of the empty vehicle have a tolerance of +/- 5%, in compliance with Directive 2007/46/EC.

Any optional equipment increases the mass in running order and decreases the payload.

The weight of non-standard accessories is not included in the mass in running order indicated in this catalogue.

Additional accessories and devices reduce the payload by a quantity equal to their weight; the incidence of the weight of the individual accessories is shown in the special column in the technical data sheets or can be requested at our dealers.

In case certain accessories are installed (for example, additional elements such as coupling device or motorbike rack), the mass of these accessories will affect the payload, possibly reducing it along with the number of certified seats. Please note that the law does not allow the maximum permissible mass to be exceeded, which can be consulted under the specific heading of the data sheets.

Please make sure that the maximum loads on the axles and the maximum technically permissible load mass are not exceeded during the complete loading phase of the vehicle.

The regulations and requirements of each country may entail changes in the characteristics of this table.

The number of certified seats may vary depending on the traffic regulations in force in each country.

When driving, the fresh water tank must be filled to a maximum of 20 litres.



Sea S.p.A. operates with an Integrated Environment and Safety Management System.

Certificate number: ISO14001: 2939; ISO9001: 11841.



www.mobilvetta.it

MOBILVETTA reserves itself the right to change the characteristics and the furnishings of all its models with no advance notice required; all data contained in this leaflet must therefore be considered approximate and non-binding. Despite thorough checks of the contents, we cannot exclude possible printing and/or translating errors.

This catalogue does not constitute contractual documentation. Any reproduction, including in part, of the text or of the content of this document is prohibited. The indicated weights are exclusively approximated. Tolerances of $\pm 5\%$ are allowed. Generally speaking, special equipment and options increase the no-load weight and entail a reduction in the payload. We hereby decline any and all responsibility in case structural changes are made to the vehicle; any assembly, disassembly or changes carried out by unauthorised workshops may jeopardise your safety and cause the warranty clauses to be forfeited. For additional information on installation and technical details, please contact one of our dealers.